

A black and white photograph of a modern office interior. The space features long, light-colored desks arranged in rows, each equipped with a computer monitor and a black ergonomic office chair. The office has large windows on the left side, providing a view of the outside. The ceiling is high with exposed concrete beams and modern, rectangular pendant lights hanging from it. A mezzanine level with a glass railing is visible in the background. The overall design is clean, minimalist, and professional.

CORPDESIGN

Unique Design of Office Furniture

Price list and
**PRODUCT
CATALOG**
2023-2024

WWW.CORPDESIGN.COM


1st Edition

TO BETTER SERVE YOU, CORP DESIGN NOW HAS 2 DISTRIBUTION CENTERS

www.corpdesign.com

info@corpdesign.com

866-323-6055



Warehouses

Miami, Florida

10901 NW 146th Avenue
Hialeah Gardens, FL 33018

Dallas, Texas

4050 Valley View, LN# 100
Irving, TX 75038

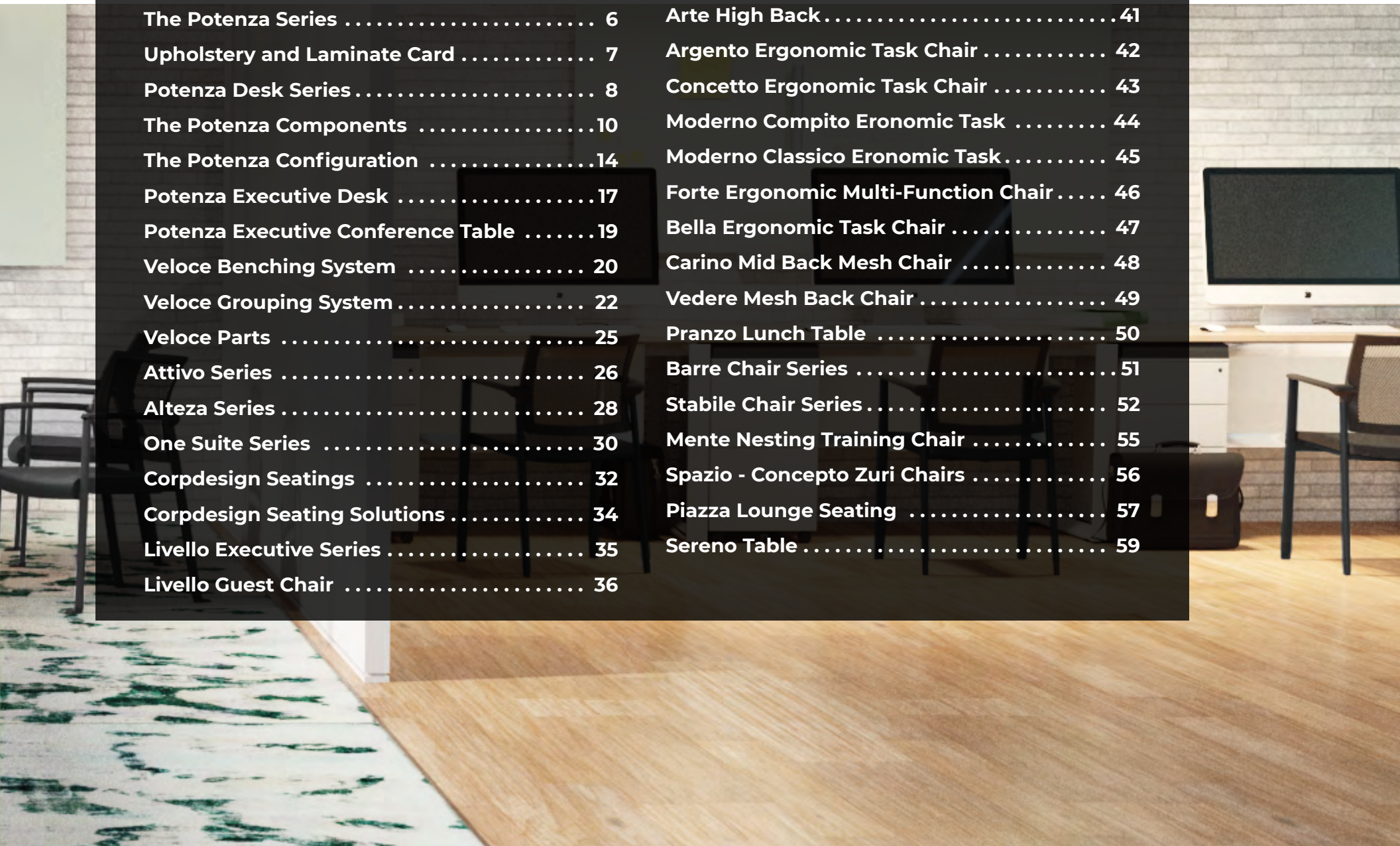
Remittances address

6574 N. State Rd. 7 #131
Coconut Creek, FL 33073

Table of Contents

Contact Information	2
Terms and Conditions	4
The Potenza Series	6
Upholstery and Laminate Card	7
Potenza Desk Series	8
The Potenza Components	10
The Potenza Configuration	14
Potenza Executive Desk	17
Potenza Executive Conference Table	19
Veloce Benching System	20
Veloce Grouping System	22
Veloce Parts	25
Attivo Series	26
Alteza Series	28
One Suite Series	30
Corpdesign Seatings	32
Corpdesign Seating Solutions	34
Livello Executive Series	35
Livello Guest Chair	36

Zetti Executive Series High Chair	37
Zetti Executive Series	38
Alto Executive Series AA	39
Alto Executive Series FA	40
Arte High Back	41
Argento Ergonomic Task Chair	42
Concetto Ergonomic Task Chair	43
Moderno Compito Economic Task	44
Moderno Classico Economic Task	45
Forte Ergonomic Multi-Function Chair	46
Bella Ergonomic Task Chair	47
Carino Mid Back Mesh Chair	48
Vedere Mesh Back Chair	49
Pranzo Lunch Table	50
Barre Chair Series	51
Stabile Chair Series	52
Mente Nesting Training Chair	55
Spazio - Concepto Zuri Chairs	56
Piazza Lounge Seating	57
Sereno Table	59



TERMS AND CONDITIONS

By placing an order with Corp Design, customer agrees to the latest Terms and Conditions posted onto its website.

GENERAL INFORMATION

Prices shown are list prices. Corp Design reserves the right to make changes in design or construction without prior notice.

AVAILABILITY

Corp Design maintains a high level of inventory in our In Stock Program throughout our regional distribution centers. Our inventory is refilled on a regular basis, and orders are filled on a first come first served basis once a confirmed order is placed and an order acknowledgement is received. A 50% deposit is required in order to hold inventory based on availability. Corp Design will hold product up to 30 calendar days. Deposit will be forfeited after this period unless a written cancellation request is submitted within 30 calendar days or a confirmed purchase order is received. Please note: large orders may require an extended lead time. In the event an item is not available, two options may apply that require written authorization from the dealer:

• OPTION 1

Partial ship available quantity and back order remaining items — minimum drop off charges (if applicable) apply to BOTH the initial partial shipment as well as any subsequent back order shipments.

• OPTION 2

Hold until complete order is available through Corp Design's regular inventory replenishment for the distribution center where the order is being fulfilled.

SPECIAL ORDER OR CONTAINER ORDER PROGRAM

A 50% deposit is required to enter your order into production. A minimum quantity is required, please call for details. Products are shipped to any point of destination within the continental USA in approximately 12–16 weeks.

ORDERING PROCEDURE

An approved credit application is required to open a Corp Design account and process an order. Orders can only be accepted from authorized Corp Design dealers. Orders from customers without a previous Corp Design credit rating will have to be pre-paid. Corp Design does not accept verbal purchase orders or revisions. Orders are accepted via email only. Please email purchase orders to your assigned CSR.

ORDER ACKNOWLEDGEMENT

Corp Design sends acknowledgements on all orders. Please review the acknowledgement carefully and advise us immediately of any discrepancies. The Order Acknowledgment is the final agreement between Corp Design and the customer, superseding all previous communication regarding that order.

CANCELLATION AND ORDER CHANGES

• IN STOCK PROGRAM

Cancellations or revisions will not be accepted after the order has shipped.

• SPECIAL ORDER PROGRAM

Cancellations or revisions will not be accepted after the order has been acknowledged and entered into production and any deposit made will be forfeited. All shipments are FOB point of shipment. Pricing is based on standard delivery (8am to 5pm Monday through Friday). Corp Design reserves the right to select the most

appropriate carrier and routing on all shipments. Orders requiring special delivery services (including but not limited to the following) will incur additional charges: Assembly charges, Inside delivery, Installation, Call before delivery, No dock delivery, Non standard delivery time, and Residential delivery.

CLAIMS

• Freight Damage | Refusals | Shortages

Corp Design Customer Service will administer the filing of these claims if the order is shipped via our designated carriers. All claims must be filed with Corp Design within 15 calendar days of receipt of goods. Claim will be disputed if product is moved from original 'ship to' location. In order to expedite the process, you will need to send us a copy of bill of lading with notation of any visible damages, refusals or shortage. Corp Design will not be responsible for filing claims if order is shipped via the customer's selected carrier.

• MANUFACTURING DEFECT CONCEALED DAMAGE

Claims for a manufacturing defect or concealed damage must be filed with Corp Design within 15 days of receipt of goods. In order to process your claim, we will need a digital photo and a properly fill Corp Design claim form

• WARRANTY ISSUES

Claims for warranty issues must be filed with Corp Design. Original invoice number, detailed description of issue(s) along with a digital picture will be needed at the time the claim is filed.

*All claims MUST be filed through Corp Design's website.

Fabric and finish colors may vary in catalog reproduction and dye lot.

PARTS REPLACEMENT

Replacement parts are available from our distribution center.

RETURNS

Not accepted.

WARRANTY

Corp Design warrants its products to be free from defects in material and workmanship under normal use and care. This warranty is made only to the original end user within the following periods from the original date of purchase:

DESKING

- * Ten (10) years for non-moving parts.
- * Ten (10) years for slides, leveling glides, locks and other moving parts.

SEATING WARRANTY

- * Ten (10) years for non-moving parts.
- * Five (5) years for mechanisms, gas cylinders and other moving parts.
- * Five (5) year for upholstery materials and foam.

This warranty is based on an eight hour, single shift work day for users weighing up to 250 pounds or otherwise as noted. Corp Design will at our discretion replace or repair any product that is defective in materials or workmanship, given normal use and care. Variation of wood, leather or any other natural materials are not considered defects. This warranty does not cover: damage caused by transportation; cost of transportation or labor; normal wear and tear negligence, abuse, accident or misuse by the purchaser. This warranty will not apply if the chair have been altered, repaired, refurbished or re-upholstered by the purchaser. This warranty is not valid if the products are used for rental purposes.



LIMITATION OF LIABILITY

Under no circumstances, including but not limited to breach of contract, breach of warranty or negligence, shall Corp Design be liable for lost profits, loss of goodwill, stored data, general, special, consequential or exemplary damages, even if Corp Design had notice of these damages or they were foreseeable. Corp Design shall not be responsible for verifying dealer's or customer's description of needs, data, or the fitness for a particular purpose of goods. Corp Design's liability in all cases shall be limited to repair or replacement of the defective parts, or the purchase price of the product. Damages resulting from misuse, abuse, alteration, negligence, or accidents are not covered under this

warranty. Except as otherwise provided, Corp Design makes no other warranties, expressed or implied, including but not limited to the warranties of merchantability and fitness for a particular purpose.

CARE AND MAINTENANCE

- dust all surfaces on a regular basis with a soft damp cloth, in the grain direction; do not use spray polishes or those containing silicone.
- lift all objects when moving ; never drag objects across the finished surface; sharp metal objects such as keys, spring binders and briefcase hinges should be kept from contacting the finished surface.
- wet objects should be placed on coasters; use a desk pad for writing.
- bottoms of items like flower vases and desk accessories should be protected.
- contact with certain plastics may result in discoloration and finish damage · use of felt pads under electronic equipment is recommended.
- furnishings exposed to ultraviolet rays may change color.

Corp Design's hardware is selected for easy maintenance.

Certain precautions will help to keep these items last:

- lubricate the housing and ball bearings of drawer suspensions every six months with a high quality petroleum jelly type lubricant.
- use a window type cleaner, sprayed onto the cloth, to clean pull hardware.
- furniture settles over time, to ensure correct drawer alignment, check unit is level and adjust glides as required.

THE POTENZA SERIES

The Potenza series propose a unique style, a versatile design and a variety of options. The quality and workmanship is the best in the industry.

- Our low glare thermally fused Laminate offer a rich wood grain texture and feel
- The matching 3mm PVC edge offers comfort and protection
- The hardware selection such as pulls, grommets and aluminum frames with glass provide a luxurious vibe to your office space.
- The density of our board material is 0.6-0.7g/CM3, the highest TFL/LPL level in the industry*
- CARB Phase II / TSCA TITLE VI compliant



For additional components and finishes, see pages 10 - 19.

**Compared to our competitor's import laminate series*

CORP DESIGN LAMINATE AND UPHOLSTERY

Laminate



Fabric



Leather



Mesh



* Custom finishes and fabrics are now available on a per order basis with volume orders and special lead times.

Contact your sales representative for details.

Fabric and finish colors may vary in catalog reproduction and dye lot.

THE POTENZA DESK SERIES

Most versatile, elegant & design oriented office furniture series.
When features and benefits meets the highest quality standards in the industry!

Soft Closing Drawers – Soft closing Hinges – Finished matching interior drawers
– Silk Print Ultra clear tempered glass – Inside curve desks, bridges and returns




Finishes in stock



Adjustable glides come standard on all support panels.



White Silk Print Ultra-Clear Glass accents




Standard deluxe 8" flat profile aluminum pulls.



Grey underline below all surfaces.



Full extension ball bearing slides with soft closed drawers and adjustable hanging system allow letter and legal filing.



Aluminum paint grommets with brush access are standard on all surfaces and hutches.



**U-SHAPED BOW FRONT
DESK WITH GLASS
MODESTY PANEL**

CD-P108-BDG

List: \$3780

THE POTENZA COMPONENTS



BOW FRONT DESK SHELL
White glass modesty panel

72"X42"/36"X29"
CD-P7236-GM-W

LIST: \$900



RECTANGULAR DESK SHELL
White glass modesty panel

66"X30"X29"
CD-P6630-GM-W

LIST: \$795



BOW FRONT DESK SHELL
Curved laminate modesty panel

72"X42"/36"X29"
CD-P7236-LM

LIST: \$715



RECTANGULAR DESK SHELL
Curved laminate modesty panel

66"X30"X29"
CD-P6630-LM

LIST: \$580



RECTANGULAR DESK SHELL

72"X30"X29"
CD-P7230RDS

LIST: \$550



RECTANGULAR DESK SHELL

60"X30"X29"
CD-P6030-RDS

LIST: \$410



RECTANGULAR DESK SHELL

48"X24"X29"
CD-P4824-RDS

LIST: \$320



BULLET END DESK
White glass modesty panel

72"X36"X29"
CD-P7236-BED

LIST: \$695



CREDENZA SHELL

72"X24"X29"
CD-P7224C

LIST: \$465



CREDENZA SHELL

66"X24"X29"
CD-P6624C

LIST: \$430



42" ANGLED LEFT RETURN

42"X20"/24"X29"
CD-P42ALR

LIST: \$300



42" ANGLED RIGHT RETURN

42"X20"/24"X29"
CD-P42ARR

LIST: \$300



48" ANGLED LEFT RETURN

48"X20"/24"X29"
CD-P48ALR

LIST: \$330



48" ANGLED RIGHT RETURN

48"X20"/24"X29"
CD-P48ARR

LIST: \$330



42" CURVED BRIDGE

42"X20"X29"
CD-P42CB

LIST: \$240



48" CURVED BRIDGE

48"X20"X29"
CD-P48CB

LIST: \$270

Finishes in stock

**DELUXE FF PEDESTAL**
Soft Close Drawers15"X22"X29"
CD-P22FF**LIST: \$410****DELUXE BBF PEDESTAL**
Soft Close Drawers15"X22"X29"
CD-P22BBF**LIST: \$420****DELUXE BF HANGING PEDESTAL**
Soft Close Drawers16"X22"X20
CD-P22BF**LIST: \$300****MOBILE COMBO STORAGE UNIT WHITE GLASS**
Soft Close Drawers and doors32"X20"X27"
CD-P3220MS**LIST: \$830****DELUXE MOBILE PEDESTAL B/F**
with black fabric cushion top
Soft Close Drawers15"X20"X24"
CD-P20MBF**LIST: \$460**

Blanco Accent Limited Components

**2 DOOR STORAGE CABINET WITH BLANCO LAMINATE DOORS**
Soft Close Doors

CD-P3422-S-(X)-B

LIST: \$435**2 DRAWER LATERAL FILE CABINET W/O TOP**
Soft Close Drawers34"X22"X29"
CD-P3422L-1**LIST: \$750****2 DOOR STORAGE CABINET WITH WHITE GLASS DOORS**
Soft Close Drawers34"X22"X29"
CD-P3422S-1**LIST: \$610****2 DOOR STORAGE CABINET**
Laminate doors w/o top34"X22"X29"
CD-P3422-S**LIST: \$435**


Optional Mobile pedestal fabric cover. Easy installation

LIST: \$75Red - item # MBF-2312-RD
Sand - Item # MBF-2340-SD
Blue - item # MBF-2338-BL
Grey - item # MBF-2315-GY
Green - Item # MBF-2339-GR**DELUXE WHITE FF PEDESTAL**15"X22"X29"
CD-P22FF-B**LIST: \$410****DELUXE WHITE BBF PEDESTAL**15"X22"X29"
CD-P22BBF-B**LIST: \$420****DELUXE WHITE BF HANGING PEDESTAL**

CD-P22BF-B

LIST: \$300**DELUXE MOBILE PEDESTAL B/F WITH BLACK FABRIC CUSHION (SM-2327)**
15"X20"X24"
CD-P20MBF-B**LIST: \$460****WHITE LAMINATE TOP FOR STORAGE AND LATERAL FILE CABINET**

CD-P3422LT-B

LIST: \$155**Optional Blanco Curved laminate modesty panel**CD-P7236-LM-X-B
CD-P6630-LM-X-B
X = E-G-N-MI OR BDG**Optional Blanco Laminate Doors**CD-P66HL-X-B
CD-P72HL-X-B**Also available for**
CD-P72WMHL-X-B
X = E-G-N-MI OR BDG

THE POTENZA COMPONENTS

*Wood grain may not align between each panels on curved reception desk, doors and conference table sections



4 DOOR MOBILE CREDEZA *

Semi Glass Floating Top
72"X20"X30"
CD-P7220S4D

LIST: \$1,690



DELUXE 4 DOOR WALL UNIT

63"X16"X53"
CD-P631653S4D

LIST: \$2,010



36" DELUXE BOOKCASE

White Glass Floating Top
36"X14"X71"
CD-P361471BC

LIST: \$750



34" DELUXE BOOKCASE / SMALL HUTCH FOR STORAGE

White Glass Floating Top
34"X14"X41"
CD-P341441BC-X-PW

LIST: \$535



Corner Unit Compatible with Potenza returns/ bridges

36"X36"X29"X20
CD-P3636CU

LIST: \$360



POTENZA DELUXE WALL Mounted Hutch with Floating Glass Top 72"x15"x17" White Glass Doors

CD-P72WMHG LIST: \$1,040

With Laminate Doors

CD-P72WMHL LIST: \$740



POTENZA DELUXE HUTCH * with Laminate Doors and Floating Glass Top

CD-P66HL 66"x15"x43" LIST: \$1,025

CD-P72HL 72"x15"x43" LIST: \$1,045



POTENZA DELUXE HUTCH White Glass Doors and Floating Glass Top

CD-P66HG 66"x15"x43" LIST: \$1,325

CD-P72HG 72"x15"x43" LIST: \$1,345



POTENZA EXECUTIVE DELUXE COFFEE TABLE with Laminate Top

42"X20"X16"
CD-P422016CTL

LIST: \$490



POTENZA EXECUTIVE DELUXE COFFEE TABLE with White Glass Top

42"X20"X16"
CD-P422016CTG

LIST: \$630



POTENZA EXECUTIVE DELUXE END TABLE with Laminate Top

24"X20"X20"
CD-P242020ETL

LIST: \$405



POTENZA EXECUTIVE DELUXE END TABLE White Glass Top

24"X20"X20"
CD-P242020ETG

LIST: \$515



ROUND CONFERENCE TABLE ROUNDED X-BASE for additional leg room With grommet and wire management

36" CD-P36RT LIST: \$365

42" CD-P42RT LIST: \$405

48" CD-P48RT LIST: \$425



Top for 2 drawer lateral and 2 door storage cabinet 34"Wx22"Dx1"H

LAMINATE: CD-P3422-LT

LIST: \$155

WHITE GLASS: CD-P3422T-X-PW

LIST: \$295

Option Tackboard for freestanding hutch Easy installation

LIST: \$115

Fabric and finish colors may vary in catalog reproduction and dye lot

RED - ITEM # TKB-2312-RD
SAND - ITEM # TKB-2338-SD
BLUE - ITEM # TKB-2338-BL
GREY - ITEM # TKB-2315-GY
GREEN - ITEM # TKB-2339-GR



THE POTENZA COMPONENTS

*Wood grain may not align between each panels on curved reception desk, doors and conference table sections



RECTANGULAR CONFERENCE TABLE

78"X32"X29"
CD-P7832RCT

LIST: \$900



DELUXE 8' CONFERENCE TABLE

96"X36"/42"X29"
CD-9542CT

LIST: \$1,210



DELUXE 10' CONFERENCE TABLE *

120"X42"/48"X29"
CD-12048CT

LIST: \$1,610



DELUXE 12' CONFERENCE TABLE *

138"X42"/48"X29"
CD-13848CT

LIST: \$1,740



4' EXTENSION FOR CONFERENCE TABLE *

48"X48"X29"
CD-4848CTE

LIST: \$715



RECEPTION DESK SHELL TRANSACTIONAL

Floating White Glass Top

72"X36"X43"
CD-P7236RD-GT-W

LIST: \$1,010



RECEPTION DESK SHELL TRANSACTIONAL

Laminate Floating Top

72"X36"X43"
CD-P7236RD-LT

LIST: \$810



RECEPTION ANGLED RIGHT RETURN

42"X24"X42"
CD-P42RRT

LIST: \$370



CURVED RECEPTION DESK * WHITE TRANSACTIONAL

Floating Glass Top
60"X24"X42"
CD-P60CRD

LIST: \$1,426



CURVED RECEPTION DESK* Extension White transactional

Floating Glass Top
60"X24"X42"
CD-P60CRDE

LIST: \$1,395




RECEPTION ANGLED LEFT RETURN

42"X24"X42"
CD-P42LRT

LIST: \$370



THE POTENZA CONFIGURATION



Layout # P-101-MI

72" L-SHAPED BOW FRONT DESK WITH GLASS MODESTY PANEL

LIST: \$2,030

CD-P7236-GM-W-MI	72" Bow front desk - Glass modesty panel	\$900
CD-P42ARR-MI	42" Right return - 48" also available	\$300
CD-P22BBF-MI	Box, box, file deluxe pedestals	\$420
CD-P22FF-MI	File, file deluxe pedestal	\$410



Layout # P-103-N

66" L-SHAPED RECTANGULAR DESK WITH GLASS MODESTY PANEL

LIST: \$1,925

CD-P6630GM-W-N	66" Rectangular desk - Glass modesty panel	\$795
CD-P42ARR-N	42" Right return - 48" also available	\$300
CD-P22BBF-N	Box, box, file deluxe pedestal	\$420
CD-P22FF-N	File, file deluxe pedestal	\$410



Layout # P-102-MI

72" L-SHAPED BOW FRONT DESK WITH LAMINATE MODESTY PANEL

LIST: \$1,845

CD-P7236-LM-MI	72" Bow front desk - Laminate modesty panel	\$715
CD-P42ARR-MI	42" Right return - 48" also available	\$300
CD-P22BBF-MI	Box, box, file deluxe pedestals	\$420
CD-P22FF-MI	File, file deluxe pedestal	\$410



Layout # P-104-N

66" L-SHAPED RECTANGULAR DESK WITH LAMINATE MODESTY PANEL

LIST: \$1,710

CD-P6630LM-N	66" Rectangular desk - Laminate modesty panel	\$580
CD-P42ARR-N	42" Right return - 48" also available	\$300
CD-P22BBF-N	Box, box, file deluxe pedestal	\$420
CD-P22FF-N	File, file deluxe pedestal	\$410





Layout # P-105-MI

**U-SHAPED BOW FRONT DESK
WITH GLASS MODESTY PANEL****LIST: \$3,780**

CD-P7236-GM-W-MI	72" Bow front desk with glass modesty	\$900
CD-P42CB-MI	42" Curved bridge - 48" also available	\$240
CD-P7224C-MI	72" Credenza shell	\$465
CD-P72HG-MI	Deluxe hutch with glass doors	\$1345
CD-P22BBF-MI	Box, box, file deluxe pedestal	\$420
CD-P22FF-MI	File, file deluxe pedestal	\$410



Layout # P-106-N

**U-SHAPED BOW FRONT DESK
WITH LAMINATE MODESTY PANEL****LIST: \$3,295**

CD-P7236-GM-W-N	72" Bow front desk with glass modesty	\$900
CD-P42CB-N	42" Curved bridge - 48" also available	\$240
CD-P7224C-N	72" Credenza shell	\$465
CD-P72HG-N	Deluxe hutch with laminate doors	\$1045
CD-P22BBF-N	Box, box, file deluxe pedestal	\$420
CD-P22FF-N	File, file deluxe pedestal	\$410



Layout # P-107-E

**L-SHAPED RECEPTION DESK WITH GLASS
TRANSACTIONAL FLOATING TOP****LIST: \$2,210**

CD-P7236RD-GT-W-E	72" Reception desk with glass transactional top	\$1010
CD-P42RRT-E	42" Right return	\$370
CD-P22BBF-E	Box, box, file deluxe pedestal	\$420
CD-P22FF-E	File, file deluxe pedestal	\$410



Layout # P-108-BDG

**L-SHAPED RECEPTION DESK WITH
LAMINATE TRANSACTIONAL FLOATING TOP****LIST: \$2,010**

CD-P7236RD-LT-BDG	72" Reception desk with Laminate transactional top	\$810
CD-P42RRT-BDG	42" Right return	\$370
CD-P22BBF-BDG	Box, box, file deluxe pedestal	\$420
CD-P22FF-BDG	File, file deluxe pedestal	\$410



CD-P3422S-1-E (x2)



CD-P7224C-E

Layout # P-109-E**4 DOOR CREDENZA**

*Laminate Doors also available

LIST: \$1,685

CD-P7224C-E Credenza shell
 CD-P3422S-1-E (x2) 2 door storage
 cabinet glass with doors

\$465
\$1220



CD-P3422S-1-E (x2)



CD-P3422T-E (x2)

Layout # P-110-E**4 DOOR CREDENZA WITH
FLOATING GLASS TOPS**

*Laminate Doors also available

LIST: \$1,810

CD-P3422S-1-E (x2) 2 door storage
 CD-P3422T-E (x2) White Glass Floating Top
 Floating glass for lat. file or 2 door storage

\$1220
\$590



CD-P3422L-1-E (x2)



CD-P7224C-E

Layout # P-111-E**4 DRAWER LATERAL
CREDENZA****LIST: \$1,965**

CD-P7224C-E Credenza shell
 CD-P3422L-1-E (2x) 2 drawer Lateral file

\$465
\$1500



CD-P3422L-1-MI (x2)



CD-P3422T-MI (x2)

Layout # P-112-MI**4 DRAWER CREDENZA WITH
FLOATING GLASS TOPS****LIST: \$2,090**

CD-P3422L-1-MI (x2) 2 drawer Lateral file
 CD-P3422T-MI (x2) White Glass Floating
 Top for lat. file or 2 door storage

\$1500
\$590



CD-P3422S-1-MI



CD-P7224C-MI



CD-P3422L-1-MI

Layout # P-113-MI**COMBO CREDENZA**

*Laminate Doors also available

LIST: \$1,825

CD-P7224C-MI Credenza shell
 CD-P3422L-1-MI 2 drawer Lateral file
 CD-P3422S-1-MI 2 door storage cabinet
 with glass doors

\$465
\$750
\$610



CD-P3422S-1-MI



CD-P3422T-MI (x2)



CD-P3422L-1-MI

Layout # P-114-MI**COMBO CREDENZA WITH
FLOATING GLASS TOPS**

*Laminate Doors also available

LIST: \$1,950

CD-P3422S-1-MI 2 door storage glass doors
 CD-P3422L-1-MI 2 drawer Lateral file
 CD-P3422T-MI (x2) White Glass Floating Top
 for lat. file or 2 door storage

\$610
\$750
\$590

*Wood grain may not align between each panels, doors and tops


**EXECUTIVE L-SHAPED DESK
WITH WHITE GLASS TOP**

CD-PE7275-GT-W-(X)
72"WX75"D X 29"H

- Reversible return
- Built in lateral file and box drawer
- Cast Aluminum trim and accent
- Aluminum pulls

* Mobile pedestal also
available for installation
under the desk

LIST: \$3,110


**POTENZA EXECUTIVE L-DESK
WITH LAMINATE TOP**

CD-PE7275-LT-(X)
72"WX75"D X 29"H

* Mobile pedestal also
available for installation
under the desk

LIST: \$2,700

**POTENZA
EXECUTIVE DESK**

The versatility of the return, allows you to change the configuration and use the return as a freestanding credenza. Desk comes standard with 2 legs to allow a freestanding configuration.

COMPONENTS	
CD-PEF7275-GT-W-MI	\$1,935
CD-M7275-3-MI	\$680
CD-M7275-2-MI	\$495
CD-P72WMHG-MI	\$1040

Reception Desk
**RECEPTION DESK WITH GLASS
FLOATING TRANSACTIONAL TOP**

CD-P7236RD-GT-W-E
CD-P42RRT-E
CD-P22BBF-E
CD-P22FF-E

LIST: \$2,210


**RECEPTION DESK WITH LAMINATE
FLOATING TRANSACTIONAL TOP**

CD-P7236RD-LT-MI
CD-P42RRT-MI
CD-P22BBF-MI
CD-P22FF-MI

LIST: \$2,010


**CURVED RECEPTION DESK WITH
WHITE TRANSACTIONAL GLASS TOP**

CD-P60CRD-E
CD-P60CRDE-E

LIST: \$2,821

*Extendable per 60" increment
by adding one or multiple
CD-P60CRDE
* Pedestals are compatible





**POTENZA EXECUTIVE
14' CONFERENCE TABLE**
CD-12048CT-G - LIST: \$1,610
4' EXTENSION CD-4848CTE-G - LIST: \$715

TOTAL LIST: \$2,325

**ZETTI MID BACK CHAIRS
IN SAND FINISH**

CD-309MW

LIST: \$550/EA.

FOR ADDITIONAL COMPONENTS AND
FINISHES, SEE PAGE 10-19

POTENZA EXECUTIVE CONFERENCE TABLE



*Wall Unit sold separately
See page 11 & 12 for details



**RECTANGULAR 6',6"
CONFERENCE TABLE**
78"LX32"WX29"H
CD-P7832RCT-E

LIST: \$900



**DELUXE 8'
CONFERENCE TABLE**
96"LX36/42"WX29"H
CD-9542CT-E

LIST: \$1,1210



**DELUXE 10'
CONFERENCE TABLE**
120"LX42"/48"WX29"H
CD-12048CT-E

LIST: \$1,610



**DELUXE 12'
CONFERENCE TABLE**
138"LX42"/48"WX29"H
CD-13848CT-E

LIST: \$1,740




**4' EXTENSION FOR 10' &
12' CONFERENCE TABLE**

CD-4848CTE-E

LIST: \$715

- Cable management below the surface and through all legs
- Premium 3mm PVC edge with matching wood like grain
- Legs are detailed with a Cast Aluminum edge
- Rounded corners for your protection
- Matching aluminum access covers
- 4' extension can be installed in series



The module can be connected in series. Easy to install – no configuration or software required

POWER DATA MODULE

Aluminum Power/Data Module with easy connection solution

CD-PDM-S2

LIST: \$475

UNIT CONFIGURATION :

- A- 1 x RJ-45
- B- 1 x RJ-11
- C- 1 x HDMI (No VGA port)
- D- 1 x Dual USB port/charger
- E- 2 x UL T10 volts Receptacles
- F- 1 x ON/OFF Power switch with built-in Surge Protection

INCLUDED ACCESSORIES:

- 1 x 9' Module to module power cable
- 1 x 20' Power cable
- 4 x 15mm screws for easy installation
- 6 x Wire management clips
- 2 x Additional blank plates RJ-45

VELOCE BENCHING SYSTEM

The VELOCE series is not only easy to specify, move, install, take apart, reconfigure and re-assemble, it is also durable, sturdy and esthetically open and modern. VELOCE offers the ability to collaborate within an open space while providing some privacy.

It's generous wire management system provides the perfect solution to manage voice, data and electrical. Available in many different configurations and sizes, VELOCE lets you be the creator of your own space.

AS SHOWN

* Seating not included

LIST \$4,770

CD-P72WMHG-MI	\$1,040
CD-VSS3072-MI	\$650
CD-VQR2460-MI	\$415
CD-VLF36-MI	\$970
CD-VLS-MI	\$720
CD-VSC-LS-B	\$195
CD-VAM58	\$320
CD-P20MBF-MI	\$460

SELL
THE PROBLEM
YOU SOLVE.





AS SHOWN


LIST \$7,455

1X CD-VDS3066-N	\$1,615
1X CD-VDS3066-AE-N	\$1,450
3X CD-VFR3672-B	\$1,830
4X CD-VBBFMB-G-B	\$1,860
2X CD-VAD60	\$700

***Chairs Sold Separately**



Finishes in stock



VELOCE GROUPINGS



AS SHOWN

LIST \$7,420

1X CD-VDS2460-MI	\$1,345
2X CD-VDS2460-AE-MI	\$2,340
3X CD-VAD54	\$945
6X CD-VBBFMB-G-B	\$2,790

Electrical not included

Finishes in stock





Single Station

SKU#	Dimensions	List
CD-VSS2448*	24"DX48"WX29"H	\$505
CD-VSS2460*	24"DX60"WX29"H	\$525
CD-VSS2466*	24"DX66"WX29"H	\$555
CD-VSS2472*	24"DX72"WX29"H	\$565
CD-VSS3060*	30"DX60"WX29"H	\$610
CD-VSS3066*	30"DX66"WX29"H	\$635
CD-VSS3072*	30"DX72"WX29"H	\$650
CD-VSS3672*	36"DX72"WX29"H	\$740

* Specify color code at the end of each grouping (-MI/-N/-G/-B/-E/-BDG) Ex.: CD-VSS3066 - MI

Add-on/Extension

SKU#	Dimensions	List
CD-VSS2448-AE*	24"DX48"WX29"H	\$395
CD-VSS2460-AE*	24"DX60"WX29"H	\$415
CD-VSS2466-AE*	24"DX66"WX29"H	\$445
CD-VSS2472-AE*	24"DX72"WX29"H	\$455
CD-VSS3060-AE*	30"DX60"WX29"H	\$490
CD-VSS3066-AE*	30"DX66"WX29"H	\$515
CD-VSS3072-AE*	30"DX72"WX29"H	\$530
CD-VSS3672-AE*	36"DX72"WX29"H	\$610

Double Station

SKU#	Dimensions	List
CD-VDS2448*	57"DX48"WX29"H	\$1,230
CD-VDS2460*	57"DX60"WX29"H	\$1,345
CD-VDS2466*	57"DX66"WX29"H	\$1,445
CD-VDS3060*	69"DX60"WX29"H	\$1,525
CD-VDS3066*	69"DX66"WX29"H	\$1,615

* Specify color code at the end of each grouping (-MI/-N/-G/-B/-E/-BDG) Ex.: CD-VSS3066 - MI

Add-on/Extension

SKU#	Dimensions	List
CD-VDS2448-AE*	57"DX48"WX29"H	\$1,045
CD-VDS2460-AE*	57"DX60"WX29"H	\$1,117
CD-VDS2466-AE*	57"DX66"WX29"H	\$1,270
CD-VDS3060-AE*	69"DX60"WX29"H	\$1,325
CD-VDS3066-AE*	69"DX66"WX29"H	\$1,450

WHAT'S INCLUDED IN EACH GROUPING?

Single station and its extension: Legs, support beams, hardware, surface and its mounting clips
Double station and its extension: Legs, support beams, aluminum access door/wire management with divider mounting brackets, hardware, surface and its mounting clips
 *Divider, electrical and storage sold separately



O Leg Returns Options

BEAMS, HARDWARE AND SURFACE INCLUDED

SKU#	Dimensions	List
CD-VFR2442	24"WX42"LX29"H	\$370
CD-VFR2448	24"WX48"LX29"H	\$375
CD-VFR2460	24"WX60"LX29"H	\$415
CD-VFR2466	24"WX66"LX29"H	\$445
CD-VFR2472	24"WX72"LX29"H	\$455

C Leg Returns Options

BEAMS, HARDWARE AND SURFACE INCLUDED

SKU#	Dimensions	List
CD-VQR2442	24"WX42"LX3.5"H	\$300
CD-VQR2448	24"WX48"LX3.5"H	\$305
CD-VQR2460	24"WX60"LX3.5"H	\$345
CD-VQR2466	24"WX66"LX3.5"H	\$375
CD-VQR2472	24"WX72"LX3.5"H	\$385

Electrical kit - Best Value

1 receptacle per station - jumper to pass through from one side of a station to the other side of a station facing it - To be paired with CD-VWMXX-A

SKU#	Dimensions	List
CD-VE48-1PS*	FOR 48" WIDE TOPS	\$388
CD-VE60-1PS*	FOR 60" WIDE TOPS	\$399
CD-VE66-1PS*	FOR 66" WIDE TOPS	\$405

-Specify circuit #1 or #2

Electrical kit - More Power

2 receptacles per station - each side of a station gets its own jumpers installed in straight line - To be paired with CD-VWMXX-A

SKU#	Dimensions	List
CD-VE48-2PS*	FOR 48" WIDE TOPS	\$747
CD-VE60-2PS*	FOR 60" WIDE TOPS	\$765
CD-VE66-2PS*	FOR 66" WIDE TOPS	\$781

-Specify circuit #1 or #2

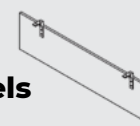
Shared Returns Options

*Important note: Shared return compatible only in 36"W settings



SKU#	Dimensions	List
CD-VFR3672	36"WX72"LX29"H	\$610
CD-VQR3672	36"WX72"LX3.5"H	\$530

Laminate modesty panels



SKU#	Dimensions	List
CD-VLM40	40"W X 11"H	\$80
CD-VLM48	48"W X 11"H	\$85
CD-VLM58	58"W X 11"H	\$105

VELOCE PARTS



Open Storage with sliding door

CD-VLS36*
24.4"HX36"WX20"D

LIST: \$720



Storage with lateral file drawer

CD-VLF36*
24.4"HX36"WX20"D

LIST: \$970



Black cushion for storage

CD-VSC-LS-B
36"WX20"DX2"H

LIST: \$195

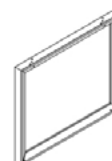


Grey Metal Mobile Pedestal Box/ Box/ File W/Black cushion

CD-VBBFMB-G-B
24.4"H X 17"W X 20"D

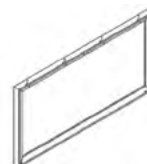
LIST: \$465

* Specify color code at the end of each grouping (-MI / -N / -G / -B) Ex.: CD-VLS36-N



O-Leg Single

SKU#	Dimensions	List
CD-V24-G	24"D X 28.5"H	\$110
CD-V30-G	30"D X 28.5"H	\$120
CD-V36-G	36"D X 28.5"H	\$130



O-Leg Double

SKU#	Dimensions	List
CD-V48-G	57"D/FOR 24"D SURFACES	\$175
CD-V60-G	69"D/FOR 30"D SURFACES	\$200



Short C Leg

SKU#	Dimensions	List
CD-VS24-G	24"D X 3.5"H	\$40
CD-VS30-G	30"D X 3.5"H	\$45
CD-VS36-G	36"D X 3.5"H	\$50



Main Support Beam

SKU#	Dimensions	List
CD-VB48-72-G	ADJUSTABLE 48"L TO 72"L	\$80



Return Support Beam

SKU#	Dimensions	List
CD-VBR36-48-G	ADJUSTABLE 36"L TO 48"L	\$70
CD-VBR60-72-G	ADJUSTABLE 60"L TO 72"L	\$80



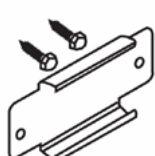


Hard Wire

BE41922-3-72
POWER ENTRY 72"
HARD WIRE

LIST: \$190

* Other sizes available - Visit corpdesign.com/Veloce



Mounting Clip Floor Wire Management

BE41955
MOUNTING CLIP AND
HARDWARE FOR DUPLEX
CD-VCT-G
28.4" H X 7"W X 3.5"D

LIST: \$3

LIST: \$85



Electrical components



SKU#	Dimensions	List
BE41917-3-A-1-BB	DUPLEX CIRCUIT-1	\$93
BE41917-3-A-2-BB	DUPLEX CIRCUIT-2	\$93

Electrical components



SKU#	Dimensions	List
BE41920-3-18	FEMALE TO FEMALE JUMPER 18"L	\$97
BE41920-3-21	FEMALE TO FEMALE JUMPER 21"L	\$99
BE41920-3-33	FEMALE TO FEMALE JUMPER 33"L	\$113
BE41920-3-39	FEMALE TO FEMALE JUMPER 39"L	\$125

UNIVERSAL RECTANGULAR WORKSURFACES

Compatible with ALTEZZA Height adjustable, ATTIVO training tables and VELOCE Benching system - 2pcs/ctn /price per surface.

CD-RS2442-B/G/N/MI/E/BDG	\$120	CD-RS3060-B/G/N/MI/E/BDG	\$210
CD-RS2448-B/G/N/MI/E/BDG	\$125	CD-RS3066-B/G/N/MI/E/BDG	\$235
CD-RS2460-B/G/N/MI/E/BDG	\$145	CD-RS3072-B/G/N/MI/E/BDG	\$250
CD-RS2466-B/G/N/MI/E/BDG	\$175	CD-RS3672-B/G/N/MI/E/BDG	\$320
CD-RS2472-B/G/N/MI/E/BDG	\$185	*B/G/N/MI/E/BDG = Finishes	



Mounting Brackets

CD-DC-VAD2-S
2X MOUNTING
BRACKETS FOR VAD
ACRYLIC DIVIDERS

LIST: \$165

*Divider brackets are 1/2" high Total height including brackets is 16.5"H
*Divider Clips Sold in pair



Undermount Divider Clips

CD-VDC-VAD-CC-S
2 X CLIPS FOR BETWEEN
SURFACES

LIST: \$165



Undermount Divider Clips

CD-VDC-VAD-SC-S
2 X CLIPS FOR END OF
RUN

LIST: \$165

Acrylic dividers



Grouping	Dimensions	List
CD-VAD24	24"D X 16"H X 0.4"T FOR 24"W TOPS	\$150
CD-VAD30	30"D X 16"H X 0.4"T FOR 30" W TOPS	\$175
CD-VAD42	42"W X 16"H X 0.4"T FOR 48"W STATION	\$270
CD-VAD54	54"W X 16"H X 0.4"T FOR 60"W STATION	\$315
CD-VAD60	60"W X 16"H X 0.4"T FOR 66"W STATION	\$350

Acrylic modesty panels



SKU#	Dimensions	List
CD-VAM40	40"W X 11"H X 0.4"T	\$250
CD-VAM48	48"W X 11"H X 0.4"T	\$295
CD-VAM58	58"W X 11"H X 0.4"T	\$320

Wire Management

Aluminum access doors and mounting divider clips



SKU#	Dimensions	List
CD-VWM48-A	9"DX48"W X 5"H	\$310
CD-VWM60-A	9"DX60"W X 5"H	\$385
CD-VWM66-A	9"DX66"W X 5"H	\$425

Finishes in stock



ATTIVO TRAINING ROOM SOLUTIONS

Finishes in stock

Espresso

Grigio

Noce

Miele

Blanc de
Gris

Blanco



ATTIVO FLIP TOP NESTING TABLE FRAME

Item #: CD-NTTF-LG

List: \$510

Specifications:

- Steel construction
- Silver finish
- Frame Height 28"1/2H (Plus worksurface thickness)
- Accommodate 24" and 30" depths surfaces
- Adjustable to accommodate 48" to 72" wide surfaces
- Horizontal worksurface support crossbar includes markings to make setting width easy
- Centralized single lever flip mechanism allows you to easily flip up the table tops with one hand!
- 3" lockable grey soft rubber casters
- Weight capacity: 200 lbs.
- 4 ganging clips included

UNIVERSAL RECTANGULAR WORKSURFACES

Compatible with ALTEZZA Height adjustable, ATTIVO training tables and VELOCE Benching system - 2pcs/ctn /price per surface.

CD-RS2448-B/G/N/MI/E/BDG **\$125**

CD-RS2460-B/G/N/MI/E/BDG **\$145**

CD-RS2466-B/G/N/MI/E/BDG **\$175**

CD-RS2472-B/G/N/MI/E/BDG **\$185**

CD-RS3060-B/G/N/MI/E/BDG **\$210**

CD-RS3066-B/G/N/MI/E/BDG **\$235**


CD-RS3072-B/G/N/MI/E/BDG **\$250**

***B/G/N/MI/E/BDG = Finishes**

ALTEZA HEIGHT ADJUSTABLE SOLUTIONS



Finishes in stock





ALTEZZA ELECTRICAL HEIGHT ADJUSTABLE FRAME

Item #: CD-HATF-S

List: \$1,085

Specifications:

- T leg design
- 3 stage allow lowest/ highest adjustments
- Steel construction
- Silver finish
- Digital display and keypad with 4 programmable positions
- Height adjustment range of 24"3/8 – 47"3/8 (Plus worksurface thickness)
- Adjustable to accommodate 24" and 30" depths
- Adjustable to accommodate 48" - 72" width in 1mm increments
- Height adjustment speed of .75"/second
- Leg diameter: 2.35" x 2.35"
- Single centralized motor
- Lifting capacity: 220 lbs.
- Low power consumption
- Lead FREE
- ADA compliant
- Horizontal worksurface support crossbar includes markings to make setting width easy
- Anti-collision safety feature
- Integrated cable management

UNIVERSAL RECTANGULAR WORKSURFACES

Compatible with ALTEZZA Height adjustable, ATTIVO training tables and VELOCE Benching system - 2pcs/ctn /price per surface.

CD-RS2448-B/G/N/MI/E/BDG **\$125**

CD-RS2460-B/G/N/MI/E/BDG **\$145**

CD-RS2466-B/G/N/MI/E/BDG **\$175**

CD-RS2472-B/G/N/MI/E/BDG **\$185**

CD-RS3060-B/G/N/MI/E/BDG **\$210**

CD-RS3066-B/G/N/MI/E/BDG **\$235**

CD-RS3072-B/G/N/MI/E/BDG **\$250**

***B/G/N/MI/E/BDG = Finishes**

ONE SUITE™ BY CORP DESIGN

Elegance, Flexibility and Sustainability

THE OneSuite™ SERIES

was designed to provide you with the liberty to create your own design, it can be ordered as a straight desk or as a desk and return.

- Polished Cast Aluminum Legs
- Knife Edge details
- Wire Management
- Privacy panel
- Optional Return and Storage



Finishes in stock



THE ONESUITE™ SERIES COMPONENTS


can be also
purchased per
component,

below is the
complete liste
available:



**2 POLISHED ALUMINUM
LEGS & HARDWARE
FOR ONESUITE™**
CD-OS2LPAD


LIST: \$780



DESK TOP
frame support & hardware +
reversible Blanco Laminat
Modesty panel and mounting
brackets (2)

CD-OS3778T-(X)

LIST: \$1,085



**OPEN LOW
RETURN/CREDENZA**
CD-OSOPC-(X)

LIST: \$1,005



**SET OF 2 DOORS WITH
LOCK & KEYS**

CD-OSDOO-(X)
Push activated doors and
drawers (No handles)

LIST: \$110



**DRAWER UNIT WITH LOCK
& KEYS**

CD-OSDRAW-(X)
Push activated doors and
drawers (No handles)

LIST: \$410



STRAIGHT DESK
CD-OSSD-(X)
37"DX78"WX29"H

LIST: \$2,645



**L-DESK WITH OPEN
RETURN/CREDENZA**
CD-OSLD-(X)
78"3/4DX78"3/4-86"5/8WX29"H

LIST: \$2870



RETURN/CREDENZA
CD-OSOPC-(X)
78"3/4WX23"5/8DX25"1/2H

LIST: \$1,005

Executive & Conference



**LIVELLO HIGH
BACK - SAND**
CD-307HS

LIST: \$650



**LIVELLO HIGH
BACK - BLACK**
CD-307HB

LIST: \$650



**LIVELLO HIGH
BACK - WHITE**
CD-307HW

LIST: \$650



**LIVELLO HIGH
BACK - GREY**
CD-307HG

LIST: \$650



**ALTO HIGH
BACK - SAND**
CD-2103HS-AA

LIST: \$735



**ALTO HIGH
BACK - BLACK**
CD-2103HB-AA

LIST: \$735



**ALTO MID
BACK - SAND**
CD-2103MS-AA

LIST: \$695



**ALTO MID
BACK - BLACK**
CD-2103MB-AA

LIST: \$695



**ALTO HIGH
BACK - SAND**
CD-2103HS-FA

LIST: \$735



**ALTO HIGH
BACK - BLACK**
CD-2103HB-FA

LIST: \$735



**ALTO MID
BACK - SAND**
CD-2103MS-FA

LIST: \$695



**ALTO MID
BACK - BLACK**
CD-2103MB-FA

LIST: \$695



**ZETTI HIGH
BACK - SAND**
CD-309HS

LIST: \$575



**ZETTI HIGH
BACK - BLACK**
CD-309HB

LIST: \$575



**ZETTI HIGH
BACK - WHITE**
CD-309HW

LIST: \$575



**ZETTI HIGH
BACK - GREY**
CD-309HG

LIST: \$575



**ZETTI MID
BACK - SAND**
CD-309MS

LIST: \$550



**ZETTI MID
BACK - BLACK**
CD-309MB

LIST: \$550



**ZETTI MID
BACK - WHITE**
CD-309MW

LIST: \$550



**ZETTI MID
BACK - GREY**
CD-309MG

LIST: \$550

Mesh & Fabric Task



**ARGENTO MESH
EXECUTIVE**
CD-5B

LIST: \$675



Seat Color option
**MODERNO
CLASSICO**
CD-411A

LIST: \$720



Seat Color option
**MODERNO
COMPITO**
CD-411B

LIST: \$610



Seat Color option
CONCETTO
CD-611B

LIST: \$410



VEDERE
CD-25B

LIST: \$310



FORTE
CD-1B

LIST: \$495



**BELLA
ERGONOMIC
TASK CHAIR**
CD-253G

LIST: \$565



**CARINO
MID BACK
MESH CHAIR**
CD-251G

LIST: \$465

Lounge Seating

			
PIAZZA LOUNGE CHAIR SAND CD-PIAZZA1S	PIAZZA LOUNGE CHAIR BLACK CD-PIAZZA1B	PIAZZA LOUNGE CHAIR GREY CD-PIAZZA1G	PIAZZA LOUNGE CHAIR WHITE CD-PIAZZA1W
LIST: \$995	LIST: \$995	LIST: \$995	LIST: \$995
			
PIAZZA LOVE SEAT SAND CD-PIAZZA2S	PIAZZA LOVE SEAT BLACK CD-PIAZZA2B	PIAZZA LOVE SEAT GREY CD-PIAZZA2G	PIAZZA LOVE SEAT WHITE CD-PIAZZA2W
LIST: \$1,450	LIST: \$1,450	LIST: \$1,450	LIST: \$1,450

Visitor Seating

					
LIVELLO VISITOR CHAIR SAND CD-307GS	LIVELLO VISITOR CHAIR BLACK CD-307GB	LIVELLO VISITOR CHAIR WHITE CD-307GW	LIVELLO VISITOR CHAIR GREY CD-307GG	Seat Color option ZURI VISITOR MESH CHAIR CD-790GB	Seat Color option ZURI VISITOR MESH CHAIR CD-790GT
LIST: \$555	LIST: \$555	LIST: \$555	LIST: \$555	LIST: \$210	LIST: \$210
					
ZETTI VISITOR CHAIR SAND CD-309GS	ZETTI VISITOR CHAIR BLACK CD-309GB	ZETTI VISITOR CHAIR WHITE CD-309GW	ZETTI VISITOR CHAIR GREY CD-309GG	SPAZIO MESH BACK VISITOR CHAIR CD-841B-T	CONCEPTO MESH BACK VISITOR CHAIR CD-88B
LIST: \$450	LIST: \$450	LIST: \$450	LIST: \$450	LIST: \$400	LIST: \$345

Specialty Chairs

Barre Bar Series

New

											
ARTE HIGH BACK - BLACK CD-128B	MENTE NESTING TRAINING CHAIR CD-21B	STABILE CHAIR CD-15B	BARRE BAR HEIGHT CHAIR CD-BS18B	BARRE BAR HEIGHT CHAIR CD-BS18G	BARRE BAR HEIGHT CHAIR CD-BS18W	BARRE STACKABLE CHAIR CD-18B	BARRE STACKABLE CHAIR CD-18G	BARRE STACKABLE CHAIR CD-18W	BARRE STOOL CD-S18B	BARRE STOOL CD-S18G	BARRE STOOL CD-S18W
LIST: \$290	LIST: \$345	LIST: \$370	LIST: \$415	LIST: \$415	LIST: \$415	LIST: \$240	LIST: \$240	LIST: \$240	LIST: \$505	LIST: \$505	LIST: \$505

CORP DESIGN SEATINGS

What makes our seating Superior

- **Molded Foam with open cell technology will preserve sustainability.**
- **Corp Design's bonded leather never cracks, peels, nor discolor overtime, made to sustain high humidity environments.**
- **Triple polish arms and frames combined with perfect workmanship provides a flawless finish and quality.**
- **Corp Design uses a lot of polished cast Aluminum to ensure long term performance.**
- **Our superior components like mechanism, cylinders and casters are some of the most sustainable in the industry.**
- **The casters on all aluminum bases are equipped with a friction and sound reduction rubber tip which removes knocking/clicking noise.**
- **Exceed ANSI BIFMA Standards**
- **10 Year limited warranty**

ARTE HIGH BACK

CD-128B

List \$290

MEDIUM FEEL
MEDIUM LUMBAR SUPPORT
SHORT SEAT PAN
GREAT VALUE

Specifications and Features

- **Finished Dimensions:** 25"1/2W x 22"D x 41/44"H
- **Seat Size:** 19"Wx19"D
- **Back Size:** 19"1/2W x 27"H
- **Attractive ribbed back**
- **Polyurethane upholstery**
- **Built-in lumbar support**
- **Low profile black nylon armrest**
- **Tilt tension adjustment**
- **Pneumatic seat height adjustment Single position tilt lock**
- **Black nylon base with twin wheel carpet casters**



LIVELLO GUEST CHAIR



Price/piece



2 piece



250 lbs

* We Repackage when ordering 1 piece

SOFT FEEL
MEDIUM LUMBAR SUPPORT
DEEP SEAT PAN
MID BACK

Specifications and Features

- **Finished Dimensions:** 36"H x 23"W x 25"D
- **Seat Size:** 19"5/8W x 20"D
- **Back Size:** 18"5/8W x 19"3/8H

- **Triple polished chrome frame arms**
- **Attractive segmented black leather upholstery**
- **Chrome arms with upholstered armrest**
- **Chrome Sled base**



CD-307GB
BLACK LEATHER (B)

LIST: \$555



CD-307GG
GREY LEATHER (G)

LIST: \$555



CD-307GS
SAND LEATHER (S)

LIST: \$555



CD-307GW
WHITE LEATHER (W)

LIST: \$555





* We Repackage when ordering 1 piece

SOFT FEEL
MEDIUM LUMBAR SUPPORT
DEEP SEAT PAN

LIVELLO EXECUTIVE HIGH BACK

Specifications and Features

- **Finished Dimensions:** 41³/₈-44³/₈H x 23"W x 25"D
- **Seat Size:** 19⁵/₈W x 20"D
- **Back Size:** 18⁵/₈W x 25³/₈H
- Triple polished chrome frame/arms
- Attractive segmented black leather upholstery
- Chrome arms with upholstered armrest
- Pneumatic seat height adjustment • Knee-tilt mechanism with tilt tension adjustment • 5 position lock
- Reinforced polished cast aluminum base with twin wheel carpet casters equipped with noise cancellation tips



CD-307HB
BLACK LEATHER (B)

LIST: \$650



CD-307HG
GREY LEATHER (G)

LIST: \$650



CD-307HS
SAND LEATHER (S)

LIST: \$650



CD-307HW
WHITE LEATHER (W)

LIST: \$650



MEDIUM TO FIRM FEEL
MEDIUM LUMBAR SUPPORT
AVERAGE SEAT PAN



ZETTI MID BACK

Specifications and Features

- **Finished Dimensions:** 36"3/4 - 39"3/8H x 22"W x 22"D
- **Seat Size:** 20"3/4W x 17"3/4D
- **Back Size:** 18"W x 17"3/4H

- Attractive leather upholstery
- Chrome cast aluminum arms
- Knee-tilt mechanism with tilt tension adjustment
- Pneumatic seat height adjustment
- Reinforced cast aluminum base with
- Twin wheel carpet casters
- Armrest covers available, sold separately



CD-309MB
BLACK LEATHER (B)

LIST: \$550



CD-309MS
SAND LEATHER (S)

LIST: \$550



CD-309MG
GREY LEATHER (G)

LIST: \$550



CD-309MW
WHITE LEATHER (W)

LIST: \$555



* We Repackage when ordering 1 piece



ZETTI GUEST BACK

Specifications and Features

- **Finished Dimensions:** 36"H x 22"5/8W x 22"3/8 D
- **Seat Size:** 20"1/4W x 17"3/8D
- **Back Size:** 18"W x 18"1/4H

- Attractive leather upholstery
- Chrome cast aluminum arms
- Chrome plated steel base
- Armrest covers available, sold separately



CD-309GB
BLACK LEATHER (B)

LIST: \$450



CD-309GS
SAND LEATHER (S)

LIST: \$450



CD-309GG
GREY LEATHER (G)

LIST: \$450



CD-309GW
WHITE LEATHER (W)

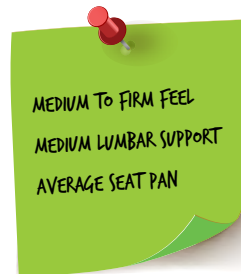
LIST: \$450



OPTIONAL

Armrest Covers 4 pieces
Available for all Zetti chairs
CD-309AP-(G, B, S or W)

List: \$50



ZETTI EXECUTIVE HIGH BACK

Specifications and Features

- **Finished Dimensions:** 41"3/8-44"3/8H x 23"W x 25"D
- **Seat Size:** 19"5/8W x 20"D
- **Back Size:** 18"5/8W x 25"3/8H
- **Attractive ribbed black leather upholstery**
- **Triple Polished Chrome cast aluminum arms**
- **Pneumatic seat height adjustment • Knee-tilt mechanism with tilt tension adjustment • 5 position lock**
- **Reinforced polished cast aluminum base with twin wheel carpet casters equipped with noise cancellation tips**
- **Armrest covers available sold separately**



CD-309HB
BLACK LEATHER (B)

LIST: \$575



CD-309HG
GREY LEATHER (G)

LIST: \$575



CD-309HS
SAND LEATHER (S)

LIST: \$575



CD-309HW
WHITE LEATHER (W)

LIST: \$575



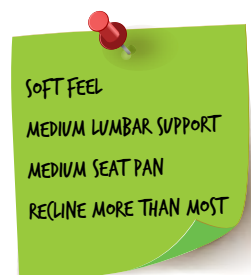
ALTO HIGH BACK

Adjustable armrest

Specifications and Features

- **Finished Dimensions:** 47"1/4-50"1/2H x 22"1/6W x 26"1/4D
- **Seat Size:** 19"3/4W x 20"D
- **Back Size:** 47"1/2H x 20"3/4W

- Attractive black leather upholstery
- Chrome steel frame
- 3D adjustable armrest (Rotate, forward/backward, up/down)
- Pneumatic seat height adjustment
- Synchro-tilt mechanism with tilt tension adjustment, 5 position lock
- Reinforced polished cast aluminum base
- Soft rubber casters



CD-2103HS-AA
SAND LEATHER (S)

LIST: \$735



CD-2103HB-AA
BLACK LEATHER (B)

LIST: \$735



ALTO MID BACK

Adjustable armrest

Specifications and Features

- **Finished Dimensions:** 42"1/4 - 45"1/2H x 22"1/6W x 26"1/4D
- **Seat Size:** 19"3/4W x 20"D
- **Back Size:** 28"1/2H x 20"3/4W

- Attractive black leather upholstery
- Chrome steel frame
- 3D adjustable armrest (Rotate, forward/backward, up/down)
- Pneumatic seat height adjustment
- Synchro-tilt mechanism with tilt tension adjustment, 5 position lock
- Reinforced polished cast aluminum base
- Soft rubber casters equipped with noise cancellation tips



CD-2103MS-AA
SAND LEATHER (S)

LIST: \$695



CD-2103MB-AA
BLACK LEATHER (B)

LIST: \$695



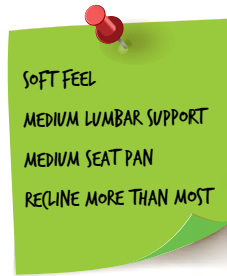
ALTO HIGH BACK

Fixed upholstered armrest

Specifications and Features

- **Finished Dimensions:** 47"1/4-50"1/2H x 22"1/6W x 26"1/4D
- **Seat Size:** 19"3/4W x 20"D
- **Back Size:** 32"1/2H x 20"3/4W

- Attractive black leather upholstery
- Chrome steel frame
- Fixed Armrest, leather pads
- Pneumatic seat height adjustment
- Synchro-tilt mechanism with tilt tension adjustment, 5 position lock
- Reinforced polished cast aluminum base with twin wheel soft casters equipped with noise cancellation tips



CD-2103HS-FA
SAND LEATHER (S)

LIST: \$735



CD-2103HB-FA
BLACK LEATHER (B)

LIST: \$735



ALTO MID BACK

Fixed upholstered armrest

Specifications and Features

- **Finished Dimensions:** 42"1/4 - 45"1/2H x 22"1/6W x 26"1/4D
- **Seat Size:** 19"3/4W x 20"D
- **Back Size:** 28"1/2H x 20"3/4W

- Attractive black leather upholstery
- Chrome steel frame
- Fixed Armrest, leather pads
- Pneumatic seat height adjustment
- Synchro-tilt mechanism with tilt tension adjustment, 5 position lock
- Reinforced polished cast aluminum base with twin wheel soft casters equipped with noise cancellation tips



CD-2103MS-FA
SAND LEATHER (S)

LIST: \$695



CD-2103MB-FA
BLACK LEATHER (B)

LIST: \$695



ARGENTO ERGONOMIC TASK

Item: CD-5B

List \$675

OPTIONAL MESH HEADREST
ITEM #: CD-5B-H

List: \$90



SOFT FEEL
GREAT LUMBAR SUPPORT
MANY ADJUSTMENTS

M2

Black

1 piece

300 lbs

Specifications and Features

- **Finished Dimensions:** 21"1/4W x 23"1/2D x 39"1/2 / 42"1/2H
- **Seat Size:** 21"1/4W x 19"3/4D
- **Back Size:** 17"3/4W x 26"30"H

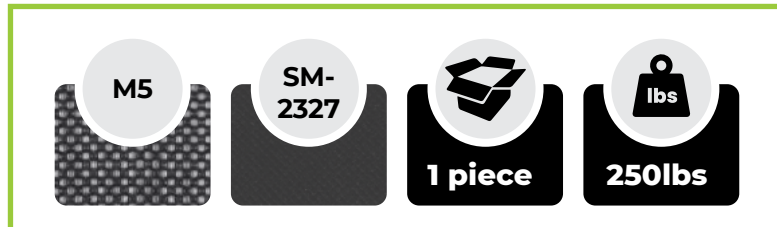
- Soft adaptive mesh back
- 4D Armrest with soft pads (Rotate, forward/backward, up/down, width pad adjustment)
- Soft Independent lumbar and Ratchet back height adjustment
- High density resilient molded foam black leather seat
- Pneumatic seat height adjustment • Synchro tilt mechanism • Easy control access • Seat depth adjustment
- Tungsten base with anti scuff mark tips • Twin wheel soft casters



CONCETTO TASK CHAIR

Item: CD-611B

List: \$410



Specifications and Features

- **Finished Dimensions:** 25"W x 24"D x 36"/40"H
- **Seat Size:** 19"Wx19"D
- **Back Size:** 17"W x 23"H

- Adaptive mesh back
- Black seat upholstery
- Height adjustable arms
- Made with superior high density resilient molded foam
- Pneumatic seat with height adjustment
- 2 to 1 synchro-tilt control with single position tilt lock • Tilt tension adjustment
- Molded nylon base with soft rubber casters



Option: Interchangeable seat pocket available in stock in 5 other colors.

List: \$35



SOFT FEEL
MEDIUM LUMBAR SUPPORT
GENEROUS SEAT PAN



MODERNO COMPITO ERGONOMIC TASK

Item: CD-411B

List \$610



MEDIUM FEEL
PRONOUNCED LUMBAR SUPPORT
GENEROUS SEAT PAN

**Option: Interchangeable seat pocket
available in stock in 5 other colors.**

List: \$35



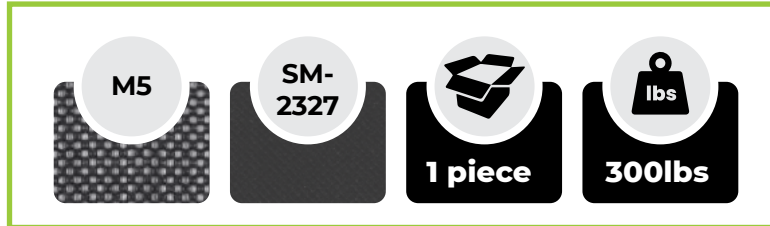
Specifications and Features

- **Finished Dimensions:** 25"1/2 W x 27"1/4 D x 38"42" H
- **Seat Size:** 19"1/4 x 19"1/4
- **Back Size:** 17"3/4 W x 25"1/4 H
- **Adaptive mesh back**
- **Black fabric upholstery**
- **3D adjustable armrest (up/down, forward/backward, rotate)**
- **Made with superior high density resilient molded foam**
- **Pneumatic height adjustment**
- **Seat depth adjustment**
- **2 to 1 synchro-tilt control with multi position tilt lock**
- **Easy access tilt tension adjustment**
- **Molded nylon base with casters**



MODERNO CLASSICO ERGONOMIC EXECUTIVE

Item: CD-411A

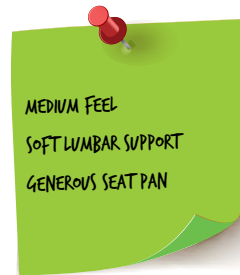
List: \$720

Option: Interchangeable seat pocket available in stock in 5 other colors. Easy installation

List: \$35

Specifications and Features

- **Finished Dimensions:** 22"1/2 W x 27"1/4 D x 38"42" H
- **Seat Size:** 19"1/4 x 19"1/4
- **Back Size:** 17"3/4 W x 25"1/4 H



- Adaptive mesh back
- Black fabric upholstery
- Polished cast aluminum loop arms
- Made with superior high density resilient molded foam
- Pneumatic seat with height adjustment
- Seat depth adjustment
- 2 to 1 synchro-tilt control with single position tilt lock • Tilt tension adjustment
- Molded nylon base with soft rubber casters



FORTE ERGONOMIC MULTI-FUNCTION CHAIR

Item: CD-1B

List: \$495



MEDIUM FEEL
MEDIUM LUMBAR SUPPORT
GENEROUS SEAT PAN

M7

LB

1 piece

300 lbs

Specifications and Features

- **Finished Dimensions:** 17"3/4" / 19"1/2"D x 19"W x 39"/42"1/2"H
- **Seat Size:** 17"3/4"D x 19"W
- **Back Size:** 17"3/4"W x 22"H

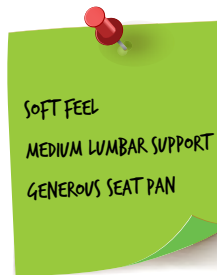

- Black Mesh back
- Black Fabric Seat
- Lumbar adjustment
- 3D Armrest (Up/down, forward/backward, rotate)
- Pneumatic seat height adjustment • Synchro tilt mechanism • Easy control access • Seat depth adjustment
- Black Nylon base Twin wheel soft rubber casters



VEDERE MESH BACK

Item: CD-25B

List \$310



Specifications and Features

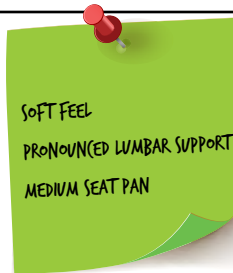
- **Finished Dimensions:** 25" 1/2W x 26" 1/4D x 37"1/2/41" H
- **Seat Size:** 20" 1/2W x 19"D
- **Back Size:** 20" 3/4 W x 27" 1/8H
- Attractive, black mesh back with black hybrid mesh/fabric seat
- Fixed Lumbar support
- Height adjustable nylon arms
- Pneumatic seat height adjustment, single position tilt lock
- Tilt tension adjustment
- Molded base with twin wheel carpet casters



CARINO MID BACK MESH CHAIR

Item: CD-251G

List: \$465



Specifications and Features

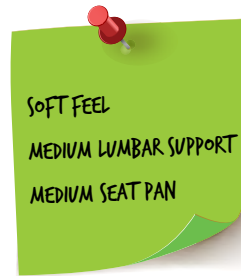
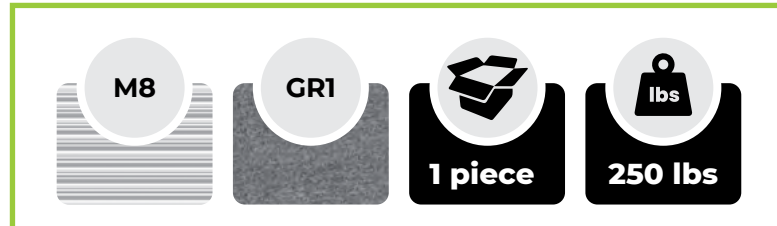
- **Finished Dimensions:** 36"X40"H x 25"W x 24"D
- **Seat Size:** 19"WX19"H
- **Back Size:** 17"WX23"D
- Adaptive grey mesh back with grey fabric seat
- Tilting backrest for maximum comfort
- Grey loop arms
- Superior high density resilient molded foam
- 2 to 1 synchro tilt control with multi position tilt lock
Tilt tension adjustment
- Grey Nylon base with grey soft rubber casters



BELLA ERGONOMIC TASK CHAIR

Item: CD-253G

List: \$565



Specifications and Features

- **Finished Dimensions:** 36"\\40"H x 25"W x 24"D
- **Seat Size:** 19"Wx19"D
- **Back Size:** 17"WX23"H
- **Attractive grey mesh back with grey fabric seat**
- **Adjustable lumbar**
- **Adjustable arms**
- **Superior high density resilient molded foam**
- **2 to 1 synchro tilt control with single position tilt lock mechanism**
- **Pneumatic seat height adjustment**
- **Grey molded base with grey soft rubber casters**



BARRE CHAIR SERIES



Pranzo Lunch Table

Square table base option Brushed stainless steel.

Item # CD-SLT30H

29" H table base

LIST : \$250

Item # CD-SLT42H

41" H table base

LIST : \$300

Square Laminate Tops

Item # CD-LRTST30

(color mode)*

30" square x 1" top


LIST : \$120

CD-LRTST36

(color mode)*

36" square x 1" top

LIST : \$160



Espresso




Grigio




Noce



Miele



Blanc De
Gris



Blanco



1 piece



250 lbs

Barre Stackable Chair

Dimensions: 18"5/8W x 18"1/2D x 33"1/4H
 Seat: 18"3/4W x 17"D
 Back: 18"3/4W x 16"3/8H



Item #: CD-18 (B/G/W)

List: \$240

Specifications:

- Polypropylene seat/back
- Maximum capacity 250 lbs.
- Tungsten solid powder coated metal base
- Nylon glides connection (Ganging)
- Packing: 5 per carton
- Price is for one chair
- Available in Black(B), Grey(G) and White(W)

Barre Bar Height Chair

Dimensions: 24"W x 18"1/2D x 47"1/2H
 Seat: 18"3/4W x 17"D
 Back:



Item #: CD-BS18 (B/G/W)

List: \$415

Specifications:

- Polypropylene seat/back
- Maximum capacity 250 lbs.
- Tungsten solid powder coated metal base
- Nylon glides connection (Ganging)
- Packing: 5 per carton
- Price is for one chair
- Available in Black(B), Grey(G) and White(W)

Barre Stool

Dimensions: 25"1/4W x 19"3/4D x 37"1/2-47"1/2H
 Seat: 18"3/4W x 17"D
 Back: 18"3/4W x 16"3/8H



Item #: CD-S18 (B/G/W)

List: \$510

Specifications:

- Polypropylene seat/back
- Maximum capacity 250 lbs.
- Tungsten solid powder coated metal base and foot rest
- Packing: 5 per carton
- Price is for one chair
- Available in Black(B), Grey(G) and White(W)

STABILE CHAIR

CD-15B

List: \$370

Dimensions: 21¹/₄"W x 22¹/₂"D x 33¹/₄"H

Seat: 17¹/₂"W x 17¹/₄"D

Back: 17¹/₂"W x 17¹/₂"H

Specifications:

- Adaptive black mesh back with black fabric seat
- Comes with both glides and casters
- Stacks up to 4 high for convenient storage.
- Maximum capacity 250 lbs.
- Packing: 4 per carton
- Price is for one chair

BACKREST TILTS
GREAT LUMBAR SUPPORT
GENEROUS SEAT PAN



Tablet arm

CD-RST-B

List Price: \$140



1 piece



250 lbs



STABILE CHAIR SERIES



ATTIVO AND MENTE

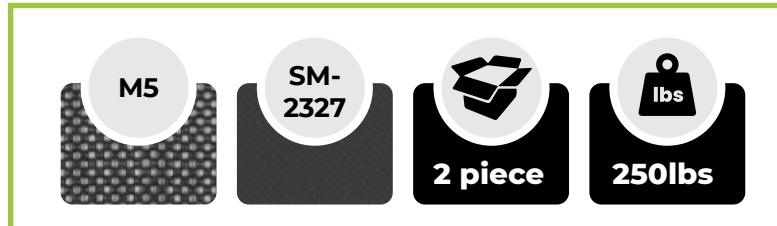
are the perfect products
for your training applications.



MENTE NESTING TRAINING CHAIR

CD-21B

List: \$345



Specifications and Features

- **Finished Dimensions:** 25"½ W x 27"¼ D x 38"/42" H
- **Seat Size:** 18.5" x 21" D
- **Back Size:** 18" W x 19" H

- Nesting capability for easy storage
- High density resilient molded foam black fabric seat
- Soft adaptive mesh back • Flex back technology
- Tungsten frame
- Twin wheel casters



Option: Interchangeable seat pocket available in stock in 5 other colors

List: \$35

Green(GR)
CD-PS4-GRRed(RD)
CD-PS4-RDSand(SD)
CD-PS4-SDGrey(GY)
CD-PS4-GYBlue(BL)
CD-PS4-BL

- Firm Feel
- Medium Lumbar Support
- Generous Seat Pan



SPAZIO

CD-841B-T

LIST \$400

SPECIFICATIONS AND FEATURES

Finished Dimensions: 23"W x 23"D x 33"H

Seat Size: 18"1/2W x 20"3/4D

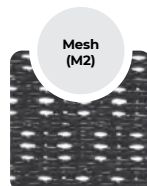
Back Size: 18"1/4W x 14"1/2H

Capacity: 250 lbs

Packing: 4 per carton

Price is for 1 chair

- **Tungsten legs**
- **Black mesh back**
- **Black leather seat**
- **Black nylon armrest**
- **Stackable 4 high**



CONCEPTO

CD-88B

LIST: \$345

SPECIFICATIONS AND FEATURES

Finished Dimensions: 24"1/2W x 24"1/2D x 35"3/4H

Seat Size: 20"W x 19"D

Back Size: 20" W x 20"1/2H

Capacity: 250 Lbs.

Packing: 2 per carton

Price is for 1 chair

- **Attractive black mesh back**
- **Black PU arms**
- **Black powder coated painted Sled base**
- **Stackable 4 high**

Interchangeable seat pocket available in-stock in 5 other colors Easy installation

List \$35

ZURI

CD-790GB

LIST \$210

ZURI

CD-790GT

LIST \$210

SPECIFICATIONS AND FEATURES

Finished Dimensions: 21"1/2W x 22"3/8D x 32"1/4H

Seat Size: 17"1/4W x 18"1/4D

Back Size: 17"3/8"W x 15"3/4H

Capacity: 250 lbs

Packing: 4 per carton

Price is for 1 chair

- **Attractive black mesh**
- **Black nylon arms**
- **Four leg design**
- **Tungsten or black frame**
- **Adjustable glides**

Interchangeable seat pocket available in-stock in 5 other colors Easy installation

List \$35

PIAZZA LEATHER LOVE SEAT

CD-PIAZZA2

List: \$1,450

SPECIFICATIONS AND FEATURES

Finished Dimensions: 30"3/4H×57"W×31"D

Seat Size: 46"W×20"D

Back Size: 57"W×16"1/2H

- **Attractive Tufted Black, White or Grey leather upholstery**
- **Chrome plated stainless steel frame**



CD-PIAZZA2B



CD-PIAZZA2G



CD-PIAZZA2W



CD-PIAZZA2S



PIAZZA LEATHER LOUNGE

CD-PIAZZA1

List: \$995

SPECIFICATIONS AND FEATURES

Finished Dimensions: 31"3/8H×33"3/8W×30" 1/2D

Seat Size: 22"3/4W×21"5/8D

Back Size: 33"3/8W×16"1/4H

- **Attractive Tufted Black, White or Grey leather upholstery**
- **Chrome plated stainless steel frame**



CD-PIAZZA1B



CD-PIAZZA1G



CD-PIAZZA1W



CD-PIAZZA1S







SERENO GLASS TOP END TABLE

Chrome Frame Clear tempered glass top

CD-SET2424C

24"D x 24"W x 20"H

List: \$435



SERENO GLASS TOP COFFEE TABLE

Chrome Frame Clear tempered glass top

CD-SCT2442C

24"D x 42"W x 20"H

List: \$545



Potenza Executive Deluxe Coffee Table

with Laminate Top

CD-P422016CTL-(X)

42"Dx20"Wx16"H

List: \$490



Potenza Executive Deluxe Coffee Table

with White Glass Top

CD-P422016CTG-(X)

42"Dx20"Wx16"H

List: \$630



Potenza Executive Deluxe End Table

with Laminate Top

CD-P242020ETL-(X)

24"Dx20"Wx20"H

List: \$405



Potenza Executive Deluxe Coffee Table


with White Glass Top

CD-242020ETG-(X)

24"Dx20"Wx20"H

List: \$515

Finishes in stock





Warehouse - Miami, Florida

10901 NW 146th Avenue
Hialeah Gardens, FL 33018

Warehouse - Dallas, Texas

4050 Valley View, LN# 100
Irving, TX 75038

Remittances address

6574 N. State Rd. 7 #131
Coconut Creek, FL 33073