



A NORSTAR Company

*Presidential
Seating*

A NORSTAR Company

www.bosschair.com

www.presidentialseating.com

**LOS ANGELES
SHOWROOM & WAREHOUSE**

5353 Jillson Street
Commerce, CA 90040

**ATLANTA
SHOWROOM & WAREHOUSE**

201 Wharton Circle SW
Atlanta, GA 30336

HIGH POINT SHOWROOM

Radio Bldg Mezzanine Level
164 South Main Street
High Point, NC 27260



Email: info@bosschair.com
info@presidentialseating.com

Phone: (323) 262-1919
Fax: (323) 262-2300

2
0
2
2



OUR PRODUCT

We offer a wide selection of seating and desk options. Our broad assortment addresses all areas of your office. Our value-oriented proposition affords you the ability to have stylish furniture on a minimal budget. Finish options allow for multiple coordinated decorative schemes.

OUR TEAM

Each and every one of our employees represent the spirit of our company: driven, committed, and acutely aware of how limitless NORSTAR OFFICE PRODUCT'S potential is to grow. We go to great lengths to identify self-starters with diverse experience and skill sets to produce not just an effective workforce, but a well-rounded, talented and complementary team.

OUR WORK

Delivering a superior customer experience for our clients is as important as offering quality office furniture. This level of commitment to our clients allow us to offer the best furniture values in our industry.

TABLE OF CONTENTS



EXECUTIVE SEATING

PG. 4-12



STOOLS

PG. 33-37



TRADITIONAL SEATING

PG. 13-15



GUEST, RECEPTION, AND DINING

PG. 38-48



HEAVY DUTY SEATING

PG. 16-19



SIMPLE SYSTEM

PG. 49-55



MESH SEATING

PG. 20-25



CASEGOODS

PG. 56-61



TASK SEATING

PG. 26-32



TABLES

PG. 62

CHAIR FEATURES INDEX



A PNEUMATIC SEAT HEIGHT

Adjust "up and down" seat height relative to the floor



B 360 SWIVEL

Allow seat rotate in a full circle



C TILT TENSION

Allows user to adjust "resistance" with which chair reclines or tilts



D SPRING TILT WITH UPRIGHT LOCK

Allows the user to lean back in a seated position



E 2 PADDLE MECHANISM

Allows the user to select and lock a particular back angle



F 3 PADDLE MECHANISM

Include independently adjustable seat and back angle with lock position (any position)



G SYNCHRO-TILT

Allows the user to adjust seat and back angle with adjustable tilt tension control



H SEAT SLIDER

Allow seat to move forward and back or to be locked in a desired position



I BACK HEIGHT ADJUSTMENT

Allow user to adjust back up and down for desired back height



J BACK DEPTH ADJUSTMENT

Allow seat to move forward and back or to be locked in a desired position



K HEIGHT ADJUSTABLE ARMRESTS

Allow user to adjust arms up and down within a set range to accommodate a variety of tasks



L WIDTH ADJUSTABLE ARMRESTS

Allow user to adjust arms in and out within set range ONLY during assembly

SEATING: EXECUTIVE



B9661-BKW

27"W x 29.5"D x 43" - 47"H

- Upholstered in CaressoftPlus with woven texture back cushion
- Chrome plated armrests
- 27" chrome base
- Arm Height: 27" - 30.5"H

A B C D



TEXTURED
BLACK (BKW)

B9471-BKW

Executive High Back

27"W x 28"D x 43" - 47"H

- Upholstered in CaressoftPlus with woven texture seat and back
- Chrome plated arms with padded armrests
- 27" chrome base
- Arm Height: 27" - 30.5"H

A B C E



TEXTURED
BLACK (BKW)



B9471-BG

Executive High Back

27"W x 28"D x 43" - 47"H

- Upholstered in CaressoftPlus
- Chrome plated arms with padded armrests
- 27" chrome base
- Arm Height: 27" - 30.5"H

A B C E



BEIGE (BG)

B9471-BK | B9471-GY | B9471-WT

Executive High Back

27"W x 30"D x 43" - 47"H

B9476-BK | B9476-GY | B9476-WT

Executive Mid-Back

27"W x 27"D x 37.5" - 41"H

- Upholstered in CaressoftPlus
- Chrome plated arms with padded armrests
- 27" chrome base
- Arm Height: 26.5" - 30"H

A B C E



Chair Model: B9476-BK

B9471-BK



B9476-BK



B9471-GY



B9476-GY



B9471-WT



B9476-WT



B8661 | B8661-GY

27"W x 30"D x 44" - 46.5"H

- Upholstered in LeatherPlus
- Double layered and padded armrests
- Gun metal finish on arms and base
- 27" nylon base
- Arm Height: 26.5" - 29"H

A B C D



B8661



B8661-GY



B10101-BK | B10101-GY

27"W x 29"D x 41" - 44"H

- Upholstered in LeatherPlus
- Chrome plated arms with padded armrests
- 27" chrome base
- Arm Height: 28" - 31"H

A B C D



B10101-BK



B10101-GY

SEATING: EXECUTIVE




B8551-BK

Executive High Back

27.5"W x 31"D x 44.5" - 47.5"H

- Upholstered in CaressoftPlus
- 27" nylon base
- Flip-up armrests
- Arm Height: 27.5" - 30.5"H

A B C D



BLACK (BK)

B8871-BK




B8871-BK | B8871-GY

27"W x 28"D x 48" - 51.5"H

- Upholstered in CaressoftPlus
- Hinged arms with padded armrests
- Designer stitched back cushion
- 27" silver base
- Arm Height: 28" - 31.5"H

A B C G



BLACK (BK)



GRAY (GY)

B8871-GY




B730-BK

Executive Ergonomic Chair

27"W x 29"D x 44" - 47"H

- Upholstered in black CaressoftPlus
- Adjustable height armrest
- 27" nylon base
- Arm Height: 24" - 30"H

A B C F K



BLACK (BK)



Chair Model: B730-BK

B696C-BK | B696C-GY

B696C-WT | B696C-SG

27"W x 30"D x 40" - 43"H

- Upholstered in CaressoftPlus or slate grey linen
- Passive ergonomic seating with built-in lumbar support
- Chrome arms and base
- 27" chrome base
- Arm Height: 25.5" - 28.5"H

A B C D



Chair Model: B696CRB-GY



B696C-BK



B696C-GY



B696C-WT



B696C-SG

B696CRB-GY

27"W x 30"D x 40" - 43"H

- Upholstered in Caressoft vinyl with ribbed design
- Passive ergonomic seating with built-in lumbar support
- Chrome arms and base
- 27" chrome base
- Arm Height: 25.5" - 28.5"H

A B C D



B696DW-SG

27"W x 30"D x 40" - 43"H

- Upholstered in slate grey linen
- Passive ergonomic seating with built-in lumbar support
- Driftwood finish arms and base
- 27" driftwood finish base
- Arm Height: 25.5" - 28.5"H

A B C D



SEATING: EXECUTIVE

B8991-C | B8991-M

Executive High Back

27"W x 30"D x 44.5" - 48"H



CHERRY (C)



MAHOGANY (M)

B8996-C

Executive Mid-Back

27"W x 27"D x 39.5" - 43"H



CHERRY (C)

- Upholstered in black Caressoft with cherry or mahogany finished wood
- Dacron filled top cushions with perforated centers
- 27" cherry or mahogany finished wood base
- Arm Height: 26.5" - 30"H

A B C E



B8991-M



B8996-C



B726-BB

25"W x 27"D x 40" - 43.5"H

- Upholstered in LeatherPlus
- Padded armrests
- 25" nylon base
- Arm Height: 27.5" - 31"H

A B C D



BROWN (BB)



B686

27"W x 29"D x 38" - 41"H

- Upholstered in black LeatherPlus
- Mid-back passive ergonomic seating with built-in lumbar support
- 27" nylon base
- Arm Height: 26" - 29.5"H

A B C D



BLACK (BK)



B8376-M

27"W x 27"D x 40.5" - 44"H

- Upholstered in black LeatherPlus
- Passive ergonomic seating with built-in lumbar support
- 27" base with hardwood caps in mahogany finish
- Arm Height: 25" - 28.5"H

A B C D



BLACK (BK)



B8106



B8106

27"W x 27"D x 40.5" - 44"H

- Upholstered in black LeatherPlus
- Passive ergonomic seating with built-in lumbar support
- Durable polypropylene arms
- 27" nylon base
- Arm Height: 25" - 28.5"H

A B C D



BLACK (BK)

B8306-BK

27"W x 27"D x 40.5" - 44"H

- Upholstered in black crepe fabric
- Passive ergonomic seating with built-in mid back lumbar support
- Durable polypropylene arms
- 27" nylon base
- Arm Height: 25" - 28.5"H

A B C D



BLACK (BK)



B8306-BK



B8771P-BN



B8771P-BN

Executive High Back

27"W x 30"D x 41.5" - 44.5"H

Upholstered in brown LeatherPlus with pewter finish

B8771S-BK

Executive High Back

27"W x 30"D x 41.5" - 44.5"H

Upholstered in black LeatherPlus with silver finish

- Seat and back cushions are accented with ventilated mesh side panels allowing air circulation
- 27" base
- Arm Height: 27" - 30"H

A B C D



BLACK (BK)



BROWN (BB)



B8771S-BK



B8776P-BN

Executive Mid-Back

27"W x 30"D x 37.5" - 40.5"H

- Upholstered in brown LeatherPlus with pewter finish
- Seat and back cushions are accented with ventilated mesh side panels allowing air circulation
- 27" base
- Arm Height: 27" - 30"H

A B C D



BROWN (BB)



B8776P-BN



SEATING: EXECUTIVE

B7101

Executive Mid-Back w/ Headrest

27"W x 30"D x 47.5" - 51"H

B7106

Executive Mid-Back

27"W x 30"D x 32.5" - 43.5"H

- Upholstered in Caressoft
- Patented perforated pillow design
- Padded armrests
- 27" gunmetal grey base
- Arm Height: 27"- 30.5"H

A B C D



BLACK (BK)

B7106



Chair Model: B7101



B8601

No Tools Required For Assembly

27"W x 30"D x 45"H

- Upholstered in black LeatherPlus
- Silvered padded armrests
- 27" silver base
- Arm Height: 27.5" - 31"H

A B C D



BLACK (BK)



B8701

No Tools Required For Assembly

27"W x 30"D x 45"H

- Upholstered in top grain Italian leather
- Ergonomic back design with lumbar support
- 27" nylon base
- Arm Height: 27" - 30.5"H

A B C D



BLACK (BK)



B8401

27"W x 30"D x 42" - 46"H

- Upholstered in black LeatherPlus
- Passive ergonomic seating with built-in lumbar support
- Durable polypropylene armrests
- 27" nylon base
- Arm Height: 24.5" - 28"H

A B C D



BLACK (BK)

B7301

Executive High Back

27"W x 30"D x 45.5" - 49"H



B7301



B7306



B7306

Executive Mid-Back

27"W x 30"D x 38.5" - 42"H

- Upholstered in black LeatherPlus
- Extra lumbar support
- Durable polypropylene armrests
- Extra thick seat and back cushion
- 27" nylon base
- Arm Height: 25.5" - 29"H
- Optional knee tilt mechanism (B7302)

A B C D



BLACK (BK)

B7401

Executive High Back

27"W x 30"D x 47.5" - 51"H

B7406

Executive Mid-Back

27"W x 30"D x 32.5" - 43.5"H

- Upholstered in black Caressoft
- Executive styling with extra lumbar support
- Padded armrests
- 27" nylon base
- Arm Height: 24" - 27.5"H
- Optional knee tilt mechanism (B7402)

A B C D



BLACK (BK)



B7401



B7406



B7901

Executive High Back

27"W x 30"D x 45.5" - 47"H

B7906

Executive Mid-Back

27"W x 31"D x 40" - 43.5"H

- Upholstered in black Caressoft
- Executive styling with extra lumbar support
- Padded armrests
- 27" nylon base
- Arm Height: 27" - 30"H
- Optional knee tilt mechanism (B7902)

A B C D



BLACK (BK)



B7901



B7906



SEATING: EXECUTIVE

B7501

27"W x 30"D x 39.5" - 43"H

- Upholstered in black LeatherPlus
- High back styling with extra lumbar support
- Padded armrests covered with Caressoft upholstery
- 27" nylon base
- Arm Height: 26.5" - 30"H
- [Optional knee tilt mechanism \(B7502\)](#)

A B C D

BLACK (BK)



B7601



B7601

27"W x 30"D x 45" - 48.5"H

- Upholstered in black LeatherPlus
- Pillow top design with a perforated center
- Padded armrests covered with Caressoft upholstery
- 27" nylon base
- Arm Height: 26" - 29.5"H
- [Optional knee tilt mechanism \(B7602\)](#)

A B C D

BLACK (BK)



B7641



B7641

27"W x 30"D x 43.5" - 47"H

- Upholstered in black LeatherPlus
- Passive ergonomic seating with built-in lumbar support
- Durable polypropylene armrests
- 27" nylon base
- Arm Height: 26" - 29.5"H

A B C D

BLACK (BK)

B9331

Executive High Back

27"W x 31.5"D x 43.5" - 46.5"H

B9336

Executive Mid-Back

27"W x 30"D x 38" - 41"H

- Upholstered in black CaressoftPlus
- Pillow top cushions for added comfort
- Pewter finished armrests
- 27" gunmetal grey base
- Arm Height: 27.5" - 29.5"H

A B C D

BLACK (BK)




B9331



B9336

SEATING: TRADITIONAL



B905DW-NV | B905DW-SG

Upholstered in blue or slate grey commercial linen

B905DW-BKW

Upholstered in black textured woven fabric

B905DW-CMP

Upholstered in champagne velvet fabric

27"W x 28"D x 43" - 47"H

- Classic traditional button tufted styling
- Driftwood finished armrests
- 27" driftwood finished base
- Arm Height: 27" - 31"H

A B C D



B905DW-CMP



B905DW-NV



B905DW-BKW



B905DW-SG



B800-BK | B800-BY

30"W x 34"D x 44" - 47"H

- Upholstered in oxblood vinyl or black Caressoft
- Hand applied brass nail head trim
- Classic traditional button tufted styling
- 27" mahogany finished base
- Arm Height: 25" - 28"H

A B C D



B800-BK



B800-BY



SEATING: TRADITIONAL

B905-BK | B905-BY

27"W x 28"D x 43" - 47"H

- Upholstered in oxblood vinyl or black Caressoft
- Hand applied brass nail head trim
- Classic traditional button tufted styling
- 27" mahogany finished base
- Arm Height: 27" - 31"H

A B C D



BLACK (BK)



OXBLOOD (BY)

B905-BY



Chair Model: B905-BY

B906DW-MG

Mid-Back

27"W x 29.5"D x 38.5" - 42.5"H

- Upholstered in medium grey commercial grey linen
- Classic traditional button tufted styling
- Driftwood finished arms
- 27" driftwood finished base
- Arm Height: 27" - 31"H

A B C D



MEDIUM GREY (MG)



B980-CP

27.5"W x 34.5"D x 43" - 46"H

- Upholstered in black Caressoft
- Classic traditional styling
- Hand applied brass nail head trim
- 8-way hand-tied coil construction seat
- 27" metal base with mahogany finished wood caps
- Arm Height: 25.5" - 28.5"H

A B C D



BLACK (BK)





Chair Model: B9540-BK

B9540-BK

Upholstered in black Caressoft with mahogany finished wood

B9540-BE | B9540-BY

Upholstered in blue or oxblood vinyl with mahogany finished wood

B9540DW-SG

Upholstered in commercial slate grey linen with driftwood finished wood

24"W x 26"D x 31"H

- Hand applied brass nail head trim (Does not apply to B9540DW-SG)
- Classic traditional styling
- No-sag spring seat
- Arm Height: 25" H



BLACK (BK)



BLUE (BE)



OXBLOOD (BY)



SLATE GREY LINEN (SG)



B9540-BK



B9540-BY



B9540-BE



B9540DW-SG



B9545DW-SG



B9545-BE



B9545-BY



B9545-BK

B9545-BK

Upholstered in black Caressoft with mahogany finished wood

B9545-BE | B9545-BY

Upholstered in blue or oxblood vinyl with mahogany finished wood

B9545DW-SG

Upholstered in commercial slate grey linen with driftwood finished wood

24"W x 26"D x 31"H

- Hand applied brass nail head trim (Does not apply to B9545DW-SG)
- Classic traditional styling
- No-sag spring seat
- Hooded brass casters
- Arm Height: 25"H



Chair Model: B9545DW-SG



BLACK (BK)



OXBLOOD (BY)



BLUE (BE)



SLATE GREY LINEN (SG)

SEATING: HEAVY DUTY



B990-CP


Executive Seating

400 LB WEIGHT CAPACITY

31" W x 32" D x 43" - 46" H

- Upholstered in black Caressoft
- Wrap around steel frame construction
- 27" black steel base
- Arm Height: 27"- 29.5"H

A B C E



B991-CP | B991-GY

Executive Seating

Upholstered in black or grey Caressoft

400 LB WEIGHT CAPACITY

B991-BB

Executive Seating


Upholstered in brown LeatherPlus

400 LB WEIGHT CAPACITY

31" W x 31" D x 44" - 47" H

- Wrap around steel frame construction
- 27" black steel base
- Arm Height: 26.5"- 30"H

A B C D



B991-CP

B991-GY

B991-BB



B992-BK

Executive Seating

400 LB WEIGHT CAPACITY

31"W x 32"D x 44.5" - 47"H

- Upholstered in black LeatherPlus
- Patented design with a plush pillow top
- Padded arms incorporated into steel wrap around style construction
- 27" black steel base
- Arm Height: 27.5" - 30.5"H

A B C D

BLACK (BK)



Chair Model: B994-BK
* Table not for sale

B994-BK

Executive Seating

400 LB WEIGHT CAPACITY

27.5"W x 31.5"D x 43.5" - 46.5"H

- Upholstered in black Caressoft
- Padded metal arms
- Reinforced lumbar support
- 27" chrome metal base
- Arm Height: 26" - 29"H

A B C D

BLACK (BK)



SEATING: HEAVY DUTY



B699-BK


Mesh Seating

400 LB WEIGHT CAPACITY

30"W x 27"D x 40" - 43"H

- Back upholstered in black mesh fabric and seat upholstered in black LeatherPlus
- Curved ergonomic back
- Adjustable lumbar support
- 27" black steel base
- Arm Height: 26" - 29.5"H

A B C D K L



B699-BK

Mesh Seating

400 LB WEIGHT CAPACITY

30"W x 27"D x 40" - 43"H

- Back upholstered in black mesh fabric and seat upholstered in black LeatherPlus
- Curved ergonomic back
- Adjustable lumbar support
- 27" black steel base
- Arm Height: 26" - 29.5"H

A B C D K L



B670-BK


Task Seating

300 LB WEIGHT CAPACITY

27"W x 30"D x 35" - 37.5"H

- Upholstered in black crepe fabric
- High density foam
- Curved ergonomic back for excellent lumbar support
- Padded arms incorporated into steel wrap around style construction
- 27" black powder coated metal base with oversized casters
- Arm Height: 26" - 30"H

A B C E



B996

Task Seating

400 LB WEIGHT CAPACITY

29"W x 30"D x 40" - 43"H

- Upholstered in black crepe fabric
- High density foam
- Curved ergonomic back for excellent lumbar support
- 27" black steel base
- Arm Height: 25.5" - 30.5"H

A B C D K L



B709

Guest Seating

350 LB WEIGHT CAPACITY

26"W x 26"D x 35"H

- Upholstered in black Caressoft
- Black steel sled base
- Arm Height: 24.5" H





Chair Model: B9591AM-BK

B9591AM-BK

Guest Seating

300 LB WEIGHT CAPACITY

25"W x 22"D x 32.5"H

B9591AM-BK



B9591AM-BK-500




B9591AM-BK-500

Guest Seating

500 LB WEIGHT CAPACITY

32"W x 22"D x 32.5"H

- Upholstered in antimicrobial vinyl
- Back and seat separation for easy cleaning
- "Wall Saver" leg design
- Black steel frame with armrests
- Waterfall seat
- Floor levelers
- Arm Height: 25.5" H



BLACK (BK)

B9595AM-BK | B9595AM-GY

Guest Seating

300 LB WEIGHT CAPACITY

26"W x 22"D x 32.5"H



B9595AM-BK-400

Guest Seating

400 LB WEIGHT CAPACITY

32"W x 22"D x 32.5"H



BLACK (BK)

- Upholstered in antimicrobial vinyl
- Back and seat separation for easy cleaning
- "Wall Saver" leg design
- Black steel frame without armrests
- Waterfall seat
- Floor levelers

B9595AM-GY



B9595AM-BK



B9595AM-BK-400



SEATING: MESH

B6406

25"W x 26"D x 37" - 40"H

- Seat upholstered in black LeatherPlus and back upholstered in breathable mesh fabric
- Pewter finished loop armrests
- 25" pewter finished base
- Arm Height: 26" - 30"H

A B C D



BLACK (BK)



Chair Model: B6406

B6416-CG



B6416-PK



B6416-RD



B6416-OR



B6416-BE



**B6416-BE | B6416-CG | B6416-OR
B6416-PK | B6416-PR | B6416-RD**

25"W x 26"D x 37" - 40"H

- Upholstered in mesh fabric, which allows air to pass to prevent body heat and moisture build-up
- Pewter finished loop armrests
- 25" pewter finished base
- Arm Height: 26" - 30"H

A B C D



BLUE (BE)



CHARCOAL
GREY (CG)



ORANGE (OR)



PINK (PK)




PURPLE (PR)



RED (RD)

Chair Model: B6416-PR



B6223-BK

25"W x 26.5"D x 36.5" - 39.5"H

- Back upholstered in linear mesh fabric, which allows air to pass to prevent body heat and moisture build-up
- Upholstered seat cushion
- Flip-up armrests
- 27" nylon base
- Arm Height: 25" - 28"H

A B C G



BLACK (BK)





B6338 | B6338-HR

27"W x 28"D x 40" - 45.5"H

- Seat upholstered in SereneSoft fabric and back upholstered in mesh fabric
- Ratchet back with active lumbar support
- Contemporary ergonomic mesh back
- 27" nylon base
- Arm Height: 25.5" - 31.5"H
- Available chair model with headrest (B6338-HR)
- Optional seat slider (B6338-SS)

A B C F I K



B6508

25.5"W x 26.5"D x 38.5" - 42"H

- Upholstered in mesh fabric, which allows air to pass to prevent body heat and moisture build-up
- Mesh back provides the perfect level of support by conforming to each individual's back shape
- 25" nylon base
- Arm Height: 26.5" - 33"H

A B C D K L



B6776-BK

26"W x 27"D x 40" - 43"H

- Breathable mesh back with adjustable lumbar support
- 4" padded mesh seat
- Padded flip arms
- 25" nylon base
- Arm Height: 27.5" - 30.5"H
- Seat cover (B6COVER) compatible
- Optional headrest (BHR6770-BK) - SOLD SEPARATELY

A B C D





B580

27"W x 28"D x 41" - 44"H

- Back upholstered in unique "web" fabric, which allows air to pass
- Seat surface and outer back upholstered in LeatherPlus
- "Web" back distributes weight evenly and provides perfect level of back support
- 27" nylon base
- Arm Height: 24.5" - 31"H
- "Web Tension Knob" allows user to tighten or loosen the tension of mesh back

A B C D L



BLACK (BK)

B6566GY-BK



B6566-BK



B6566-BK | B6566GY-BK

27"W x 28"D x 40" - 45.5"H

- Upholstered in mesh fabric, which allows air to pass to prevent body heat and moisture build-up
- Mesh back provides support by conforming to back shape
- Adjustable lumbar support
- 27" nylon base
- Arm Height: 25" - 31.5"H
- Seat cover (B6COVER) compatible

A B C G K



BLACK (BK)



GREY (GY)



B6033-HR

27"W x 26.5"D x 44" - 49"H

- Upholstered in mesh fabric, which allows air to pass to prevent body heat and moisture build-up
- Single touch push button mechanism
- Adjustable lumbar support
- Attacheable headrest (included)
- 3D multi-direction armrests
- Includes seat slider
- 27" nylon base
- Arm Height: 26" - 29"H

A B C G H K



BLACK (BK)



NEW



B6044

27"W x 27"D x 40.5" - 43.5"H

- Seat upholstered in breathable mesh fabric
- Mesh back chair with ergonomic support
- 27" nylon finished base
- Arm Height: 25" - 31"
- Arm Height: 25" - 31"H

A B C G K



BLACK (BK)

B6706-BK



B6706-GY



B6706-BK | B6706-GY

25"W x 26"D x 39.5" - 44"H

- Upholstered in breathable mesh fabric
- Ratchet back with lumbar adjustment
- Adjustable lumbar support
- 25" nylon base
- Arm Height: 25" - 32"H
- Seat cover (B6COVER) compatible

A B C D I K



BLACK (BK)



GREY (GY)



B6716-BK

25"W x 26"D x 39.5" - 44"H

- Upholstered in breathable contract mesh fabric
- Ratchet back with lumbar adjustment
- Breathable 4" mesh seat
- 25" nylon base
- Arm Height: 25.5" - 32"H
- Optional seat slider (B6716-SS-BK)
- Seat cover (B6COVER) compatible

A B C F I K



BLACK (BK)



B6256-BK

26"W x 26"D x 35" - 38"H

- Seat upholstered in mesh fabric
- Mesh back chair with ergonomic support
- 4" padded mesh seat cushion
- Padded loop arms covered with black Caressoft
- 25" gun metal finished base
- Arm Height: 25" - 28"H

A B C D



BLACK (BK)

B6456-BK | B6456-GY

25"W x 26"D x 36" - 39"H

- Upholstered in breathable mesh fabric
- Mesh back designed to prevent body heat and moisture build-up
- Adjustable lumbar support
- 25" nylon base
- Arm Height: 25" - 27"H

A B C D



BLACK (BK)



GREY (GY)



B6456-BK



B6456-GY

B6756-BK

27"W x 29"D x 38" - 41"H

- Ribbed mesh back with lumbar support
- 4" padded mesh seat
- Padded loop arms covered with black Caressoft
- 27" gun metal finished base
- Arm Height: 26" - 29"H

A B C D



BLACK (BK)



B6022

27"W x 27"D x 38" - 41"H

- Upholstered in Serenesoft
- Contoured 4" high density foam seat cushion
- Synchro-tilt mechanism
- 27" nylon base
- Arm Height: 24.5" - 31.5"H

A B C G K



BLACK (BK)



B6023

27"W x 27"D x 39" - 42"H

- Breathable premium mesh back and Serenesoft seat
- Contoured 4" high density foam seat cushion
- Multi-function mechanism
- 27" nylon base
- Arm Height: 24.5" - 31.5"H
- Optional seat slider (B6023-SS)

A B C F K



BLACK (BK)



B6215

No Armrests

B6215



B6216

Height adjustable armrests

B6216



B6217



A B C D K L

B6217

Loop armrests

25"W x 25"D x 33.5" - 37"H

- Back upholstered in mesh fabric, which allows air to pass
- Seat upholstered in breathable mesh fabric with ample padding
- Solid metal back frame with a ballistic nylon wrap
- 25" nylon base
- Arm Height: 26.5" - 32.5"H

A B C D



BLACK (BK)

B6105

No Armrests

B6106

Fixed T-armrests

25"W x 25"D x 35" - 38"H

- Upholstered in mesh fabric, which allows air to pass to prevent body heat and moisture build-up
- 25" nylon base
- Arm Height: 24.5" - 28"H

A B C D



BLACK (BK)

B6115C-CS

No Armrests

B6116C-CS

Fixed T-armrests

25"W x 25"D x 35" - 38"H

- Seat upholstered in Caressoft and back upholstered in mesh fabric, which allows air to pass to prevent body heat and moisture build-up
- 25" chrome base
- Arm Height: 24.5" - 38"H

A B C D



BLACK (BK)



B6105



B6106



B6115C-CS



B6116C-CS



B1560

No Armrests

A B C D

B1562

Loop Armrests

A B C D

B1563

Adjustable armrests

A B C D K

27"W x 29"D x 40.5" - 44"H

- Upholstered in black LeatherPlus
- Mid-back styling with extra large seat and back cushions
- 27" nylon base
- Arm Height: 26" - 29.5"H



B1560



B1562



B1563



B3035-BK

No Armrests

A B F I

B3036-BK

Adjustable Armrests

A B F I

B3037-BK

Loop armrests

A B F I K

27"W x 27"D x 35.5" - 43.5"H

- Upholstered in black crepe fabric
- Multi-function mechanism
- 27" nylon base
- Arm Height: 25.5" - 32"H



B3035-BK



B3036-BK



B3037-BK



B430-BK



B431-BK



B430-BK

No Armrests


B431-BK

Black T armrests

27"W x 25"D x 37" - 40"H

- Upholstered in heavy duty vinyl
- Light ribbed cushion design
- 25" chrome base
- Arm Height: 18.5" - 22"H

A B C D



B9534C-BK



B9533C-WT




B9533C-GY



B9534C-BK

No Armrests

Upholstered in black heavy duty vinyl



B9533C-BK | B9533C-GY | B9533C-WT

Chrome fixed armrests with removable pads

Upholstered in Caressoft



25"W x 26"D x 35.5" - 38.5"H

- Ribbed cushion design
- 25" chrome base
- Arm Height: 17" - 20"H


A B C D

B436C-CP

25"W x 26"D x 36.5" - 39.5"H

- Upholstered in black CaressoftPlus
- Fixed chrome armrests
- 25" chrome base
- Arm Height: 25" - 28"H

A B C D



SEATING: TASK



Chair Model: B220G-FWT



B220-BK | B220-PK

25"W x 26"D x 35.5" - 39"H

- Upholstered in microfiber with crystal button tufting
- 25" chrome base

A B C D



BLACK (BK)



PINK (PK)



B220-PK



B220-GY

- Upholstered in grey Caressoft with baseball stitching and 25" pewter finished base

B220-FCRM

- Upholstered in furry cream fabric and 25" chrome base

B220G-FWT

- Upholstered in white fur and 25" gold base

25"W x 26"D x 35.5" - 39"H

A B C D



GREY (GY)



CREAM FUR (FCRM)



WHITE FUR (FWT)

B220-GY



B220-FCRM



B500-BK

25"W x 25.5"D x 38" - 42"H

- Upholstered in black tweed fabric
- Ergonomically designed to provide lumbar support
- Durable black polyurethane fixed armrests
- 25" nylon base
- Arm Height: 26" - 30"H

A B C D



BLACK (BK)



B495-BK

27.5"W x 27"D x 37" - 40"H

- Upholstered in Chenille fabric
- Contoured cushions with lumbar support
- Mid-back styling
- 25" nylon base
- Arm Height: 25" - 31"H

A B C D K L



BLACK (BK)



Chair Model: B331-BK
* Table not for sale

B330-BK



B331-RD



B331-WT



B330-BK | B330-RD | B330-WT

No Armrests

B331-BK | B331-RD | B331-WT

Fixed chrome armrests

25"W x 27"D x 37" - 40"H

- Upholstered in Caressoft
- 25" high crown chrome base
- Arm Height: 25" - 28"H

A B C D



BLACK (BK)



RED (RD)



WHITE (WT)

B330PM-GN | B330PM-TP | B330PM-SG

25"W x 27"D x 37" - 40"H

- Upholstered in commercial linen
- 25" pewter finished base

A B C D



GREEN (GN)



SLATE GREY (SG)



TAUPE (TP)

B330PM-SG



B330PM-GN



B330PM-TP



B1002-BK

30.5"W x 27"D x 38" - 42"H

- Upholstered in commercial grade fabric
- Sculptured waterfall seat made from molded foam
- Ratchet back
- Adjustable armrests
- 27" nylon base
- Arm Height: 24.5" - 31"H
- Optional seat slider (B1002-SS-BK)

A B C F I K L



BLACK (BK)



B205-BK

22"W x 22"D x 37" - 40"H

- Upholstered in black crepe fabric
- Durable plastic protects seat back and bottom from tears
- Nylon base

A B J



BLACK (BK)





B486C-BK

23.5"W x 25"D x 31.5" - 34.5"H

- Upholstered in black CaressoftPlus
- Sleek design
- Fixed arms and breathable semi-open back
- 25" high crown chrome base

A B C D



BLACK (BK)



B516C-GY

25"W x 26"D x 34" - 37"H

- Upholstered in grey linen fabric
- Hand applied individual silver nail-head trim
- 25" high crown chrome base

A B C D



GREY (GY)



B586C-WV

25"W x 26"D x 35" - 38"H

- Upholstered in velvet fabric
- Hand applied silver nail-head trim
- 25" chrome base

A B C D



WHITE (WV)



B566BZ-BGW

25"W x 26"D x 34" - 37"H

- Upholstered in beige texture fabric
- Button tufted back
- 25" rustic bronze finish base

A B C D



BEIGE (BG)



B315-BK



B315-BK | B315-BE | B315-BY | B315-GY

No Armrests

A B J

B316-BK | B316-BE | B316-BY | B316-GY

Adjustable armrests

A B J K L

B317-BK | B317-BE | B317-BY | B317-GY

Loop Armrests

A B J

25"W x 25"D x 35" - 40"H

- Upholstered in tweed fabric
- Thick padded seat and back with built-in lumbar support
- Waterfall seat design to reduce stress to the legs
- 25" nylon base
- Arm Height: 24" - 32"H



BLACK (BK)



BLUE (BE)



BURGUNDY (BY)



GREY (GY)

B316-BY



B317-BE



Chair Model: B315-BE
* Table not for sale



Chair Model: B326-PK

B325-BE | B325-PK | B325-RD

No Armrests

A B J

B326-BE | B326-PK | B326-RD

Adjustable armrests

A B J K L

B327-BE | B327-PK | B327-RD

Loop Armrests

A B J

25"W x 25"D x 35" - 40"H

- Upholstered in microfiber fabric
- Thick padded seat and back with built-in lumbar support
- 25" nylon base
- Arm Height: 24" - 32"H



BLUE (BE)



PINK (PK)



RED (RD)



B325-BE



B326-RD



B327-PK

SEATING: TASK

B1016-BK

No Armrests

A B C D

B1014-BK

Adjustable armrests

A B C D K L

B1015-BK

Loop Armrests

A B C D

27"W x 27"D x 36.5" - 41"H

- Upholstered in commercial grade fabric
- Mid-back styling with extra large seat and back cushion
- 27" nylon base
- Arm Height: 25.5" - 32"H



BLACK (BK)

B1016-BK



B1014-BK



B1015-BK



B9090-BK | B9090-GY | B9090-CS

No armrests

A B J

B9091-BK | B9091-GY | B9091-CS

Adjustable armrests

A B J K L

25"W x 25"D x 32" - 40"H

- Upholstered in crepe fabric or black Caressoft
- Contoured back and seat
- Extra large cushions
- 25" nylon base
- Arm Height: 24" - 32"H



BLACK (BK)



BLACK CARESSOFT (CS)



GREY (GY)

B9090-GY



B9090-BK



B9091-CS



B305

No Armrests

A B J

B306

Adjustable armrests

A B J K L

B307

Loop Armrests

A B J

25"W x 25"D x 34.5" - 39.5"H

- Upholstered in black LeatherPlus
- Thick padded seat and back with built-in lumbar support
- Waterfall seat design to reduce stress to the legs
- 25" nylon base
- Arm Height: 24.5" - 32.5"H



BLACK (BK)

B305



B306



B307



Chair Model: B229-BK



B229-BK

16.5"W x 16.5"D x 29"H

- Upholstered in black Caressoft
- 4 leg tubular chrome
- Molded foam seat cushion
- 29" high chrome frame with footring

B



BLACK (BK)

B248

17.5"W x 26.5"D x 25"H

- Upholstered in black fabric
- Knee platform provides comfort for long periods of time
- Kneeling stool designed to ease the hips forward and encourages an upright posture by aligning the back, shoulders, and neck to relieve strain on the lumbar muscles
- Steel frame construction
- Pneumatic seat height adjustment

A



BLACK (BK)

B16210-CG



B210-BK



B210-BK | B210-CG

25"W x 25"D x 18" - 23"H

B16210-BK | B16210-CG

Optional chrome footring

25"W x 25"D x 26.5" - 31"H

- Upholstered in breathable mesh fabric
- Molded foam seat cushion
- 25" nylon base

A B



BLACK (BK)



CHARCOAL GREY (CG)

B210V-BK | B210-CG

25"W x 25"D x 18" - 23"H

- Upholstered in ultra-soft and durable Caressoft
- Molded foam seat cushion
- 25" nylon base

A B



BLACK (BK)



CHARCOAL GREY (CG)

B210-CG



B210V-BK



SEATING: STOOLS



B240-BK | B240-BG | B240-GY

25"W x 24"D x 20.5" - 26.5"H

B16240-BK | B16240-BG | B16240-GY

Stool with 20" chrome footing

25"W x 25"D x 28" - 34"H

- Upholstered in black antimicrobial vinyl or Caressoft vinyl
- 4" thick molded foam seat for improved durability
- Adjustable seat height with 6" vertical height range
- 25" chrome base

A B



B245-BK | B245-BG | B245-GY

25"W x 24"D x 20.5" - 26.5"H

B16245-BK | B16245-BG | B16245-GY

Stool with 20" chrome footing

25"W x 25"D x 28" - 34"H

- Upholstered in black antimicrobial vinyl or Caressoft vinyl
- Back cushion with adjustable back depth
- 4" thick molded foam seat for improved durability
- Adjustable seat height with 6" vertical height range
- Ergonomic design emulates the natural shape of the spine
- 25" chrome base

A B J





B1615

B1617

B1615-BK | B1615-BE | B1615-BY | B1615-GY

No Armrests

A B

B1616-BK | B1616-BE | B1616-BY | B1616-GY

Adjustable Armrests

A B K L

B1617-BK | B1617-BE | B1617-BY | B1617-GY

Loop Armrests

A B

25"W x 25"D x 44.5" - 49.5"H

- Upholstered in breathable mesh fabric
- Open back designed to prevent body heat and moisture build-up
- Solid metal back frame with ballistic nylon wrap
- 20" diameter chrome footring
- 25" nylon base
- Arm Height: 35.5" - 42.5"H



B16215

No Armrests

A B

B16216

Adjustable Armrests

A B K L

B16217

Loop Armrests

A B

25"W x 25"D x 42" - 45.5"H

- Upholstered in breathable mesh fabric
- Open back designed to prevent body heat and moisture build-up
- Solid metal back frame with ballistic nylon wrap
- 20" diameter chrome footring
- 25" nylon base
- Arm Height: 33.5" - 40.5"H



B16215

B16216

B16217

SEATING: STOOLS

B1690-BK | B1690-CS | B1690-GY

No armrests

A B J

B1691-BK | B1691-CS | B1691-GY

Adjustable armrests

A B J K L

25"W x 25"D x 41.5" - 49.5"H

- Upholstered in black Caressoft or crepe fabric
- Contoured back and seat help to relieve back strain
- 20" diameter chrome footring
- 27" nylon base
- Optional glides: interchangeable with standard casters (TU021)



B1690-CS



TU021

B1681-BK



B1680-BK



B1680-BK

No armrests

A B


B1681-BK

Adjustable armrests

A B K

27"W x 27"D x 43" - 46.5"H

- Upholstered in black Caressoft
- Extra large seat and back cushion
- 20" diameter chrome footring
- 27" nylon base
- Arm Height: 31.5" - 38.5"H




B16223-BK

25"W x 25.5"D x 44.5" - 47.5"H

- Upholstered in Caressoft vinyl and breathable mesh back
- Built-in lumbar support
- Flip-up armrests
- 25" nylon base
- Arm Height: 32.5" - 35.5"H

A B



B1635-BK | B1645

No Armrests

A B F I

B1636-BK | B1646

Adjustable Armrests

A B F I K L

B1637-BK | B1647

Loop Armrests

A B F I

B1636-BK



Chair Model: B1636-BK

27"W x 35.5"D x 43.5" - 48"H

- Upholstered in black crepe fabric or black LeatherPlus
- 20" diameter chrome footring
- 27" nylon base
- Arm Height: 33.5" - 40"H
- Optional glides: interchangeable with standard casters (TU021)



BLACK CARESOFT



BLACK LEATHERPLUS



TU021



B1645




B1647

B16021

27"W x 27"D x 46" - 49"H

- Upholstered in black mesh fabric
- Contoured 4" high density foam seat cushion
- 20" diameter chrome footring
- 27" nylon base
- Arm Height: 32" - 39"H

A B K



BLACK (BK)



B16533C-BK | B16533C-GY

27"W x 26.5"D x 45.5" - 53.5"H

- Upholstered in Caresoft
- Chrome fixed armrests with removable arm pads
- Chrome footring
- 27" chrome base
- Arm Height: 35" - 42.5"H

A B



BLACK (BK)



GREY (GY)



B16533C-GY



B16533C-BK

SEATING: GUEST, RECEPTION, DINING

B529QBK-BK



B529BK-BK



B529DW-BG



B529DW-SG



B529DWS-MG



B529QBK-BK

Upholstered in quilted black CaressoftPlus with black wood legs

B529BK-BK

Upholstered in black CaressoftPlus with black wood legs

B529DW-BG | B529DW-SG

Upholstered in beige or slate grey commercial grade linen with driftwood finished legs

B529DWS-MG

Upholstered in medium grey commercial grade linen, driftwood finished legs, and silver nail head trim

25.5"W x 29"D x 28"H

- Extra large padded seat for extra comfort



Chair Model: B529BK-BK



Chair Model: B529DWS-MG

B9580BK-BK

Upholstered in black LeatherPlus with black wood frame

B9580DW-SG

Upholstered in slate grey commercial grade linen with driftwood finished frame

23"W x 27"D x 34"H

- **NO TOOLS REQUIRED FOR ASSEMBLY**
- Thick padded back and seat cushions
- Hardwood frame
- Arm Height: 26.5"H



B9580DW-SG



Chair Model: B9580BK-BK



B619

Upholstered in black Caressoft with mahogany legs

B639-BK

Upholstered in black Caressoft with black legs

B659-MG | B669BK-SG

Upholstered in medium grey or tufted slate grey commercial linen with black legs

26"W x 27"D x 35.5"H

- Mid-back box arm styling
- Easy cleaning
- Arm Height: 25.5"H



BLACK (BK)



SLATE GREY (SG)



MEDIUM GREY (MG)

B619



B639-BK



B659-MG



B669BK-SG



Chair Model: B669BK-SG



Chair Model: B629M

B629M

24.5"W x 25"D x 35"H

- Upholstered in Caressoft
- Mid-back box arm chair
- Mahogany wood finished
- Arm Height: 25"H
- Optional mahogany finished connecting tables (N6CT-M / N6ST-M) - SOLD SEPARATELY



BLACK (BK)



N6CT-M



N6ST-M



SEATING: GUEST, RECEPTION, DINING



B8909

24.5"W x 28"D x 36"H

- Upholstered in black genuine leather
- Executive mid-back styling
- Padded armrests
- Mahogany finished wood frame
- Arm Height: 25"H



BLACK (BK)



Chair Model: B8999-C

B8999-C

26"W x 23"D x 39"H

- Upholstered in CaressoftPlus
- Mid-back design
- Dacron filled top cushions with perforated centers
- Cherry wood finish
- Arm Height: 26.5"H



CHERRY (C)



B689

26"W x 25.5"D x 35.5"H

- Upholstered in black LeatherPlus
- Mid-back design
- Black steel legs and armrests
- Arm Height: 26"H



BLACK (BK)



B7509

23.5"W x 24"D x 34.5"H

- Upholstered in black LeatherPlus
- Mid-back design
- Padded armrests
- Black steel legs
- Arm Height: 26"H



BLACK (BK)





B959-BK | B959-BY

24.5"W x 27"D x 35.5"H

- Upholstered in black Caressoft or oxblood vinyl
- Classical traditional button tufted design
- Hand applied brass nail head trim
- Mahogany wood finish
- Arm Height: 25"H



BLACK (BK)



OXBLOOD (BY)

B809-BK | B809-BY

29"W x 32"D x 41.5"H

- Upholstered in black Caressoft or oxblood vinyl
- Classical traditional button tufted design
- Hand applied brass nail head trim
- Mahogany wood finish
- Arm Height: 25"H



BLACK (BK)



OXBLOOD (BY)

B959-BK



B959-BY



B809-BK



B809-BY



B489C-GR



B489C-BK



B489C-BK | B489C-GR

22.5"W x 24.5"D x 32"H

- Upholstered in black CaressoftPlus or granite linen
- 4 tubular chrome chair base
- Fixed arm design and breathable, semi-open back for comfort



BLACK (BK)



GRANITE (GR)

SEATING: GUEST, RECEPTION, DINING

B9501-BK | B9501-BE | B9501-CS

Upholstered in black Caressoft or crepe fabric with rounded back and armrests



B9503-BK | B9503-GY | B9503-CS

Upholstered in black Caressoft or crepe fabric with square back and armrests



B9505-BK | B9505-CS

Upholstered in black Caressoft or crepe fabric with rounded back and without armrests



23.5"W x 23"D x 30.5"H

- Powdered coated steel frames and molded arm caps
- Waterfall seat reduces stress on legs
- Stacks 4 chairs high
- Arm Height: 25.5"H



B6909-BK | B6909-GY | B6909-RD | B6909-BE | B6909-CS

Fixed armrests



B6919

No armrests



24"W x 24"D x 33"H

- Upholstered in mesh fabric or black Caressoft
- Waterfall seat design
- Black powder coated tubular steel frames
- Stackable and patented contemporary design
- Arm Height: 25.5"H



B6909R-CS

24"W x 24"D x 33"H

- Seat upholstered in black Caressoft
- Linear mesh back
- 4 leg tubular black steel with casters
- Stacks 4 chairs high
- Arm Height: 25.5"H



BLACK (BK)



B9503R-CS

24"W x 22.5"D x 31.5"H

- Upholstered in black Caressoft
- 4 leg tubular black steel with casters
- Waterfall seat reduces stress on legs
- Stacks 4 chairs high
- Arm Height: 25.5"H



BLACK (BK)



B16909-CS

24"W x 22"D x 42"H

- Bar height stool
- Seat upholstered in black Caressoft
- Linear mesh back
- 4 leg tubular black steel with casters
- Arm Height: 35.5"H



BLACK (BK)



B169503-CS

24"W x 22"D x 42"H

- Bar height stool
- Upholstered in black Caressoft
- 4 leg tubular black steel with casters
- Waterfall seat reduces stress on legs
- Arm Height: 35.5"H



BLACK (BK)



B6889-BK

24"W x 22"D x 42"H

- Upholstered in black fabric seat and mesh back
- 4 leg tubular black steel
- Waterfall seat reduces stress on legs
- Seat cover compatible
- Arm Height: 26"H



BLACK (BK)

SEATING: GUEST, RECEPTION, DINING

B1800-CP


Upholstered in black Caressoft

B1806P-BK

Back upholstered in linear mesh wrapped metal back frame with pewter finish

23.5"W x 23"D x 35.5"H

- Chrome finished sturdy metal frame
- Seat folds to allow chairs to nest together for easy storage
- Sold in carton of 2
- Arm Height: 26.5"H



BLACK (BK)

B1800-CP




B1806P-BK



B1400-BK

18.5"W x 18"D x 32.5"H

- Black polypropylene seat and back with chrome frame
- Chair easily stack (may be stacked 5 high without dolly)
- Wall saver design
- Fully assembled
- Available in packs of 2, 4, 5 units
- Optional: Dolly (D100) - may be stacked 16 high (SOLD SEPARATELY)
- Ganging clamps (B1400GC) - SOLD SEPARATELY



BLACK (BK)



GANGING CLAMPS
(B1400GC)



DOLLY (D100)

B1700-W-4

22.5"W x 21"D x 31.5"H

- Seat made of polypropylene
- Sturdy chrome tubular chair base
- Flex back
- Sold in carton of 4



WHITE (WT)



B16700-W-2

22.5"W x 22"D x 42"H

- Bar height stool
- Seat made of polypropylene
- Sturdy chrome tubular chair base
- Flex back
- Sold in carton of 2



WHITE (WT)



B16400-BK-2

22.5"W x 22.2"D x 44.5"H

- Bar height stool
- Seat made of polypropylene
- Sturdy chrome tubular chair base
- Flex back
- Stacks 5 chairs high
- Sold in carton of 2



BLACK (BK)

NEW



B9479-BK | B9479-GY | B9479-WT

22.5"W x 22"D x 42"H

- Upholstered in CaressoftPlus
- Mid-back design
- Metal chrome plate armrests topped with arm pads
- Chrome cantilever base
- Arm Height: 27"H



BLACK (BK)



GREY (GY)



WHITE (WT)

B9479-WT



B9479-GY



B9479-BK



B6409

Seat upholstered in black Caressoft



BLACK (BK)

B6409



B6419-CG



B6419-BE | B6419-CG | B6419-RD

Upholstered in mesh fabric



BLUE (BE)



CHARCOAL
GREY (CG)



RED (RD)

B6419-BE



B6419-RD



SEATING: GUEST, RECEPTION, DINING

B9530

22"W x 23.5"D x 36"H

- Seat upholstered in black vinyl
- Mid-back styling with lumbar support and contoured back
- Single piece construction with solid plywood structural frame
- Padded foam on seat and back for added comfort
- Sturdy chrome tubular frame
- Ships in 2 or 4 per carton
- Arm Height: 26.5"H



B9536-BK-2 | B9536-GY-2

23"W x 24.5"D x 37.5"H

- Upholstered in Caressoft
- Mid-back styling with lumbar support and contoured back
- Single piece construction with solid plywood structural frame
- Padded foam on seat and back for added comfort
- Sturdy chrome tubular steel frame
- Sold in carton of 2
- Arm Height: 27"H



B9536-GY

B9536-BK



B9570-BK

B9570-GY



B9570-BK | B9570-GY

24"W x 25"D x 34"H

- Upholstered in task fabric
- Molded wood frame with mahogany finish
- Extra thick seat and back cushion for greater comfort
- Arm Height: 25"H



B7909

27"W x 27"D x 40"H

- Upholstered in Caressoft
- Mid-back design
- Padded armrests
- Cantilever sled base
- Arm Height: 27"H





B7309

27"W x 28.5"D x 38"H

- Upholstered in LeatherPlus
- Mid-back design
- Extra thick seat and back cushion
- Durable polypropylene armrests
- Cantilever sled base
- Arm Height: 25.5"H



BLACK (BK)



B7409

26.5"W x 27"D x 39.5"H

- Upholstered in Caressoft
- Mid-back design
- Padded armrests
- Cantilever sled base
- Arm Height: 27.5"H



BLACK (BK)



B8109

27"W x 27"D x 40"H

- Upholstered in LeatherPlus
- Mid-back design
- Polypropylene armrests
- Cantilever sled base
- Arm Height: 26"H



BLACK (BK)



B8309-BK

25.5"W x 26"D x 41"H

- Upholstered in black crepe fabric
- Mid-back design
- Polypropylene armrests
- Cantilever sled base
- Arm Height: 26"H



BLACK (BK)



B8779P-BN

25"W x 26"D x 40"H

- Upholstered in brown LeatherPlus
- Mid-back design
- Padded armrests
- Pewter finish
- Steel cantilever base
- Arm Height: 28"H



BROWN (BN)



B9339

27"W x 28.5"D x 40"H

- Upholstered in black Caressoft
- Mid-back design
- Pillow top cushions
- Pewter finished armrests and sled base
- Arm Height: 27"H



BLACK (BK)

SEATING: GUEST, RECEPTION, DINING



B9519

Padded armrests

B9519

B9529

Armrests not padded

B9529

B9539

B9539

No Armrests

23"W x 24.5"D x 34.5"H

- Upholstered in black LeatherPlus
- Polished tubular steel frame coated with black scratch resistant finish
- Thick contoured seat and back cushions for added comfort support
- Moves smoothly over hard surface and plush carpet
- Arm Height: 25.5"H



BLACK (BK)



B9521-BE

B9521-BY



B9521-BK | B9521-BE | B9521-BY | B9521-GY

23"W x 24.5"D x 34.5"H

- Upholstered in contract fabric
- Polished tubular steel frame coated with black scratch resistant finish
- Thick contoured seat and back cushions for added comfort support
- Curved arms easily clear front edges when pulled close to the table
- Arm Height: 26.5"H

B9521-GY

B9521-BK



BLACK (BK)




BLUE (BE)



BURGUNDY (BY)



GREY (GY)



A modular benching system for those who are looking for quality, flexible, contemporary office systems at a budget price.



OUR SIMPLE SYSTEM:

Durable Steel Frames

Frosted Plexiglass Panels


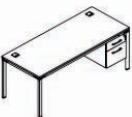
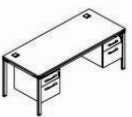


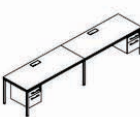
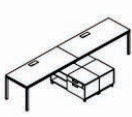



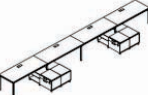
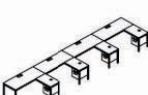


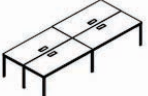
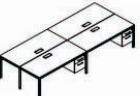
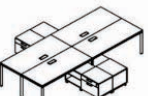

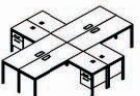


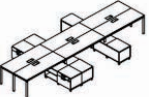
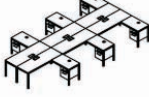
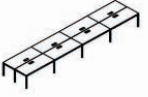
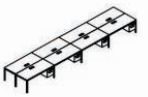
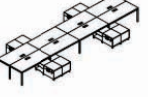






Variety of Storage Options

Standing Height Desks



SIMPLE SYSTEM CONFIGURATIONS








Using individual components, a wide array of both private and collaborative configurations are available

						
SGSD001	SGSD002	SGSD003	SGSD004	SGSD005	SGSD006	SGSD007
						
SGSD008	SGSD009	SGSD010	SGSD011	SGSD012	SGSD013	SGSD014
						
SGSD015	SGSD016	SGSD017	SGSD018	SGSD019	SGSD020	SGSD021
						
SGSD022	SGSD023	SGSD024	SGSD025	SGSD026	SGSD027	SGSD028
						
SGSD029	SGSD030	SGSD031	SGSD032			

PLEASE CONTACT YOUR SALES REP OR OUR OFFICE STAFF REGARDING CONFIGURATION OPTIONS.



24" DESK COMPONENTS

	MODEL #	DESCRIPTION	SIZE (INCHES)
	S101-DW S101-WT	DESK TOP WITH 1 CENTER, 3" ROUND GROMMET AVAILABLE IN DRIFTWOOD OR WHITE	59" W x 23.6" D x 1" H
	S102-DW S102-WT	DESK TOP WITH 1 CENTER, 3" ROUND GROMMET AVAILABLE IN DRIFTWOOD OR WHITE	66" W x 23.6" D x 1" H
	S110-DW S110-WT	DESK TOP WITH 1 CENTER, 3" ROUND GROMMET AVAILABLE IN DRIFTWOOD OR WHITE	48" W x 24" D x 1" H
	S103	SIDE LEG & FRAME SET USED IN CONJUNCTION W/ S101, S102, S110 AVAILABLE IN SILVER	23.6" W x 8.3" D x 28.5" H
	S104	MIDDLE LEG & FRAME SET USED IN CONJUNCTION W/ S101, S102, S110 AVAILABLE IN SILVER	23.6" W x 16.5" D x 28.5" H
	S105	3 LEG & FRAME SET USED IN CONJUNCTION W/ S101, S102, S110 (FACE TO FACE) AVAILABLE IN SILVER	47.2" W x 8.3" D x 28.5" H
	S106 (2PCS/CTN)	60" METAL FRAME BAR USED IN CONJUNCTION W/ S101 & S201 AVAILABLE IN SILVER	45.6" W x 1.2" D x 1.2" H
	S107 (2PCS/CTN)	66" METAL FRAME BAR USED IN CONJUNCTION W/ S102 & S202 AVAILABLE IN SILVER	52.67" W x 1.2" D x 1.2" H
	S111 (2PCS/CTN)	48" METAL FRAME BAR USED IN CONJUNCTION W/ S110 AVAILABLE IN SILVER	33.75" W x 1.2" D x 1.2" H
	S109	MIDDLE LEG & FRAME SET USED IN CONJUNCTION W/ S101 OR S102 TO USE WITH S501 CABINET AVAILABLE IN SILVER	23.6" W x 16.5" D x 28.5" H
	S112	40"H LEGS FOR STANDING DESK FOR S110, S101 & S102 TOP (S101 & S102 ALSO REQUIRE S205 FOR STABILITY) QTY OF 2 REQUIRED FOR DESK	23.5" W x 8.5" D x 40.5" H

SIMPLE SYSTEM

30" DESK COMPONENTS	MODEL #	DESCRIPTION	SIZE (INCHES)
	S201-DW S201-WT	DESK TOP WITH 2 CENTER, 3" ROUND GROMMET AVAILABLE IN DRIFTWOOD OR WHITE	59" W x 29.5" D x 1" H
	S202-DW S202-WT	DESK TOP WITH 2 CENTER, 3" ROUND GROMMET AVAILABLE IN DRIFTWOOD OR WHITE	66" W x 29.5" D x 1" H
	S203-DW S203-WT	DESK TOP WITH 2 CENTER, 3" ROUND GROMMET AVAILABLE IN DRIFTWOOD OR WHITE	70.8" W x 29.5" D x 1" H
	S204	SIDE LEG & FRAME SET USED IN CONJUNCTION W/ S201, S202, S203 AVAILABLE IN SILVER	29.5" W x 8.3" D x 28.5" H
	S205	HANGING SUPPORT BAR HOLDS S503 HANGING PED ON S201, S202, & S203 (LENGTH ADJUSTABLE: 60", 66", 71") AVAILABLE IN SILVER	56-58" W x 1.2" D x 1.2" H
	S206	SHORT LEG USED IN CONJUNCTION W/ S103, S104, S105, & S204 AVAILABLE IN SILVER	2" W x 1.2" D x 5.5" H
	S207	CLAMP USED FOR GANGING TABLE FRAMES TOGETHER. FITS OVER 2 FRAME BARS OR LEG BARS AVAILABLE IN SILVER	2.5" W x 1.4" D x 1.2" H
	S208	3 LEG USED IN CONJUNCTION W/ S201, S202, S203 (FACE TO FACE) AVAILABLE IN SILVER	60" W x 8.3" D x 28.5" H
	S209	MIDDLE LEG & FRAME SET USED IN CONJUNCTION W/ S201, S202, AND S203 AVAILABLE IN SILVER	30" W x 16.5" D x 28.5" H
	S106 (2PCS/CTN)	60" METAL FRAME BAR USED IN CONJUNCTION W/ S101 & S201 AVAILABLE IN SILVER	45.6" W x 1.2" D x 1.2" H
	S107 (2PCS/CTN)	66" METAL FRAME BAR USED IN CONJUNCTION W/ S102 & S202 AVAILABLE IN SILVER	52.67" W x 1.2" D x 1.2" H
	S108 (2PCS/CTN)	71" METAL FRAME BAR USED IN CONJUNCTION W/ S110 AVAILABLE IN SILVER	57.4" W x 1.2" D x 1.2" H

PRIVACY/MODESTY PANELS

MODEL

DESCRIPTION

SIZE (INCHES)



S301

22" FROSTED PLEXI TOP
INCLUDE (2) S307 MOUNTING BRACKETS

21.7" W x 0.3" D x 15.6" H

S309

28" FROSTED PLEXI TOP
INCLUDE (2) S307 MOUNTING BRACKETS

27.6" W x 0.3" D x 15.6" H

S310

34" FROSTED PLEXI TOP
INCLUDE (2) S307 MOUNTING BRACKETS

33.5" W x 0.3" D x 15.6" H

S303

45" FROSTED PLEXI TOP
INCLUDE (2) S307 MOUNTING BRACKETS

45.3" W x 0.3" D x 15.6" H

S302

58" FROSTED PLEXI TOP
INCLUDE (2) S307 MOUNTING BRACKETS

57.1" W x 0.3" D x 15.6" H

S311

64" FROSTED PLEXI TOP
INCLUDE (2) S307 MOUNTING BRACKETS

64.2" W x 0.3" D x 15.6" H

S312

70" FROSTED PLEXI TOP
INCLUDE (2) S307 BRACKETS

68.9" W x 0.3" D x 15.6" H



S304

48" MODESTY PANEL
INCLUDE MOUNTING BRACKETS
[AVAILABLE IN SILVER](#)

48" W x 0.2" D x 16" H

S305

58" MODESTY PANEL
INCLUDE MOUNTING BRACKETS
[AVAILABLE IN SILVER](#)

58" W x 0.2" D x 16" H

S315

60" MODESTY PANEL
INCLUDE MOUNTING BRACKETS
[AVAILABLE IN SILVER](#)

60" W x 0.2" D x 16" H

S316

66" MODESTY PANEL
INCLUDE MOUNTING BRACKETS
[AVAILABLE IN SILVER](#)

66" W x 0.2" D x 16" H



S307

TOP MOUNTING BRACKET
[AVAILABLE IN SILVER](#)

1.8" W x 1.3" D x 2.4" H



S308

SIDE MOUNTING BRACKET
[AVAILABLE IN SILVER](#)

2.95" W x 1.71" D x 3.42" H

OUTLET / WIRE BOX

MODEL

DESCRIPTION

SIZE (INCHES)



S701

WIRE BOX
(FOR WIRE MANAGEMENT)
[AVAILABLE IN SILVER](#)

14" W x 7.5" D x 4.5" H






SOT-4SW

ELECTRIC OUTLET
2 ELECTRICAL / 2 USB ON TOP
FITS 3" GROMMET HOLE
[AVAILABLE IN SILVER](#)

3.2" DIAMETER

SIMPLE SYSTEM

CONFERENCE TABLES	MODEL #	DESCRIPTION	SIZE (INCHES)
	S401-DW S401-WT	CONFERENCE TABLE AVAILABLE IN DRIFTWOOD OR WHITE	36" W x 36" D x 29.5" H
	S402-DW S402-WT	CONFERENCE TABLE (3 CARTONS) 2 CENTER 3" ROUND GROMMETS AVAILABLE IN DRIFTWOOD OR WHITE	95" W x 47" D x 29.5" H
	S403-DW	CONFERENCE TABLE (4 CARTONS) 3 CENTER 3" ROUND GROMMETS AVAILABLE IN DRIFTWOOD	142" W x 47" D x 29.5" H

OTHERS	MODEL #	DESCRIPTION	SIZE (INCHES)
	S508-GY	CUSHION USED IN CONJUNCTION WITH S501 AVAILABLE IN GREY FABRIC	23" W x 19" D x 2.25" H
	S601-DW S601-WT	RETURN WITH TOP WITH 1", 3" ROUND GROMMET TOP AVAILABLE IN DRIFTWOOD OR WHITE SILVER FRAMES	35.4" W x 22.8" D x 29.5" H
	S602	RETURN (TOP SOLD SEPARATELY: S110) AVAILABLE IN SILVER	47.2" W x 23.6" D x 28.5" H



CABINETS / STORAGE	MODEL #	DESCRIPTION	SIZE (INCHES)
	S501	SIDE CABINET REVERSIBLE (2 CARTONS) AVAILABLE IN 2 TONE (DRIFTWOOD AND WHITE)	48" W x 20" D x 21" H
	S502	CREDENZA (2 CARTONS) AVAILABLE IN 2 TONE (DRIFTWOOD AND WHITE)	71" W x 19.6" D x 34.6" H
	S503-DW S503-WT	HANGING B/F PEDESTAL REQUIRE S205 FOR ASSEMBLY UNDER 30" DESK TOPS (ALSO CAN BE USED IN CONJUNCTIONS WITH S601) AVAILABLE IN DRIFTWOOD OR WHITE	15.5" W x 22.8" D x 19" H
	S504-DW S504-WT	MOBILE B/B/F PEDESTAL WITH CASTERS AVAILABLE IN DRIFTWOOD OR WHITE	15.8" W x 22" D x 26.8" H
	S505	WARDROBE AVAILABLE IN 2 TONE (DRIFTWOOD AND WHITE)	16" W x 21" D x 51" H
	S506	STORAGE CABINET (2 CARTONS) AVAILABLE IN 2 TONE (DRIFTWOOD AND WHITE)	48" W x 18" D x 43" H
	S507	BOOKCASE (2 CARTONS) AVAILABLE IN 2 TONE (DRIFTWOOD AND WHITE)	35.4" W x 11.8" D x 71" H



CASEGOOD: COMMERCE LAMINATE SERIES



Thermal Fused Melamine

2-3 MM PVC Edge Banding

150 Lbs Suspension on Pedestals

3" Round Grommets on All Work Surfaces

Full Modesty Panel on All Desks, Bridges, and Credenzas



Side and Corner Interchangeable Locks on Pedestals

File Drawers Accommodate Either Letter or Legal Filing

Free Standing Units Equipped With Leveling Glides

CASEGOOD: COMMERCE LAMINATE SERIES

AVAILABLE WOOD FINISHES:



RECTANGULAR DESK SHELLS:



MODEL #

SIZE (INCHES)

N101

71" W x 36" D x 29.5" H

N102

66" W x 30" D x 29.5" H

N103

60" W x 30" D x 29.5" H

N104

48" W x 24" D x 29.5" H

BULLET DESK SHELLS:



MODEL #

SIZE (INCHES)

N147

71" W x 35.5" D x 29.5" H

BOW FRONT DESK SHELLS:



MODEL #

SIZE (INCHES)

N189

71" W x 36/41" D x 29.5" H

CREDENZA



MODEL #

SIZE (INCHES)

N143 71" W x 24" D x 29.5" H

N111 66" W x 24" D x 29.5" H



RETURN (REVERSIBLE)



MODEL #

SIZE (INCHES)

N145 48" W x 24" D x 29.5" H

N191 42" W x 20" D x 29.5" H

N192 36" W x 24" D x 29.5" H

N196 42" W x 24" D x 29.5" H

BRIDGE (REVERSIBLE)



MODEL #

SIZE (INCHES)

N170 48" W x 24" D x 29.5" H

N197 42" W x 24" D x 29.5" H



CASEGOOD: COMMERCE LAMINATE SERIES

HUTCH	MODEL #	SIZE (INCHES)		
4 DOOR	N140	65" W x 15" D x 36" H	 DRIFTWOOD (DW)	 MAHOGANY (M)
	N144	71" W x 15" D x 36" H	 CHERRY (C)	 MOCHA (MOC)
4 DOOR (GLASS ONLY)	N140SGD	20" W x 19" D x 6.5" H (To be used on N140 Hutch)	 **HUTCH SOLD SEPARATELY** SILVER FRAME FROSTED GLASS	
	N144SGD	22" W x 19" D x 6.5" H (To be used on N144 Hutch)		
2 DOOR	N339	48" W x 12" D x 36" H	 MAHOGANY (M)	 CHERRY (C)
DRAWERS	MODEL #	SIZE (INCHES)		
CENTER DRAWER	N185	28" W x 18" D	 BLACK (BK)	 MAHOGANY (M)
			 DRIFTWOOD (DW)	 CHERRY (C)
			 MOCHA (MOC)	
KEYBOARD TRAY	N200	23.5" W x 14" D	 BLACK (BK)	 DRIFTWOOD (DW)
			 CHERRY (C)	 MAHOGANY (M)
			 MOCHA (MOC)	
BOOKCASE	MODEL #	SIZE (INCHES)		
3- SHELVES BOOKCASE	N153	31" W x 14" D x 36" H	 CHERRY (C)	 MOCHA (MOC)
			 MAHOGANY (M)	 DRIFTWOOD (DW)
5-SHELVES BOOKCASE	N158	31" W x 14" D x 65.5" H	 CHERRY (C)	 MOCHA (MOC)
			 MAHOGANY (M)	 DRIFTWOOD (DW)

PEDESTAL	MODEL #	SIZE (INCHES)				
3/4 HANGING PEDESTAL B/F	N108	16" W x 18" D x 19" H				
			CHERRY (C)	MOCHA (MOC)	MAHOGANY (M)	DRIFTWOOD (DW)
MOBILE PEDESTAL F/F	N149	16" W x 22" D x 29.5" H				
			CHERRY (C)	MOCHA (MOC)	MAHOGANY (M)	DRIFTWOOD (DW)
PEDESTAL B/B/F	N166	16" W x 22" D x 28.5" H				
			CHERRY (C)	MOCHA (MOC)	MAHOGANY (M)	DRIFTWOOD (DW)
PEDESTAL F/F	N176	16" W x 22" D x 28.5" H				
			CHERRY (C)	MOCHA (MOC)	MAHOGANY (M)	DRIFTWOOD (DW)
CABINETS	MODEL #	SIZE (INCHES)				
2 DRAWER LATERAL FILE	N112	31" W x 22" D x 29.5" H				
			MOCHA (MOC)	MAHOGANY (M)	CHERRY (C)	DRIFTWOOD (DW)
STORAGE CABINET	N113	31" W x 22" D x 29.5" H				
			MOCHA (MOC)	MAHOGANY (M)	CHERRY (C)	DRIFTWOOD (DW)
COMBO LATERAL FILE	N114	31" W x 22" D x 29.5" H				
			MOCHA (MOC)	MAHOGANY (M)	CHERRY (C)	DRIFTWOOD (DW)

RECEPTION EDITION



COMPONENTS

MODEL

SIZE (INCHES)

RECEPTION DESK

N168

48" W x 25.6" D x 41.5" H

N169

71" W x 30/36" D x 41.5" H



CHERRY (C)



DRIFTWOOD (DW)



MAHOGANY (M)



MOCHA (MOC)

REVERSIBLE RECEPTION RETURN

N180

42" W x 24" D x 40" H



CHERRY (C)



DRIFTWOOD (DW)



MAHOGANY (M)



MOCHA (MOC)



RACETRACK CONFERENCE TABLE



MODEL

SIZE (INCHES)

N135 71" W x 35" D x 29.5" H

N136 95" W x 43" D x 29.5" H

N137 120" W x 48" D x 29.5" H

AVAILABLE COLORS: CHERRY, MAHOGANY, DRIFTWOOD, MOCHA

FLIPTOP TRAINING TABLE

MODEL

SIZE (INCHES)

DESCRIPTION

NFT3624H-DW

36" W x 24" D x 29" H

NFT3624H-WT

NFT4824H-DW

48" W x 24" D x 29" H

NFT4824H-WT

NFT6024H-DW

60" W x 24" D x 29" H

NFT6024H-WT

- Silver steel frame
- Locking casters
- Center silver grommet
- Secure locking mechanism when table top is in an upright or flat position.
- Available table top colors: driftwood and white



ROUND MOBILE TABLE



- Pneumatic gas lift height adjustable
- Locking Casters
- Available colors: Cherry and Mahogany

MODEL

SIZE (INCHES)

N30 32" DIAMETER x 25" - 34.5" H

ROUND CONFERENCE TABLE



* CHAIR SOLD SEPARATELY (MODEL: B9505)

- Available colors: Cherry, Mahogany, Driftwood, and Mocha

MODEL

SIZE (INCHES)

N123 47" DIAMETER x 29.5" H

N127 42" DIAMETER x 29.5" H

BASE

OPTIONAL SLED BASE AVAILABLE TO REPLACE CANTILEVER BASE FOR MOST BOSS GUEST CHAIRS.



TU003NSB



TU003NSB-EE



TUR350-EE



TU005



TU009

MODEL #	DESCRIPTION
TU003NSB	Black sled base
TU003NSB-EE	Chrome sled base
TU009	Footring kit / Stool kit
TUR350-EE	27" chrome base upgrade (available for most Boss chairs)
TU005	27" black nylon base

MECHANISM



TU004



NB702A



TU001TP



TU027



YM7604

MODEL #	DESCRIPTION
TU004	Boss Knee Tilt
NB702A	Knee Tilt (used on items B8992, B8997, and B9222)
TU001TP	2-Paddle Mechanism (used to upgrade standard spring tilt mechanism)
TU027	Seat Slider (can be added to any chair with 3 or 4 paddle mechanism)
YM7604	4-Paddle Mechanism (can be added to any chair with 3 paddle mechanism)

GLIDES / CASTERS



TU021



TU016



TU015

MODEL #	DESCRIPTION
TU021	Glides can be used in place of standard casters (set of 5)
TU016	Soft casters can be used in place of standard casters (set of 5)
TU015	Standard casters (set of 5)

HANDLE



TUN005MHS



TUN006MHS

MODEL #	DESCRIPTION
TUN005MHS	32MM Silver Metal Handle
TUN006MHS	96MM Silver Metal Handle

GROMMET



TUN015SG



TUN017BG / TUN017SG

MODEL #	DESCRIPTION
TUN015SG	60MM Silver Grommet
TUN017SG	80MM Silver Grommet
TUN017BG	80MM Black Grommet

ARMREST



B909JARM



BJ01

MODEL #	DESCRIPTION
B909JARM	Adjustable Arm (1 pair)
BJ01	Armrest cover

SEAT CARECOVERS

100% POLYESTER FABRIC - Machine washable with warm water and only mild detergent (NO DRYER)









































































































































































B6COV21







































B6COV22

















MODEL #	DESCRIPTION
B6COVER09-NV	Navy seat cover
B6COVER08-DG	Dark grey seat cover
B6COVER15-GN	Green seat cover
B6COVER04-RD	Red seat cover
B6COVER11-LG	Light grey seat cover
B6COVER01-BK	Black seat cover
B6COVER10-PR	Purple seat cover
B6COV21	Black antimicrobial seat cover
B6COV22	Grey antimicrobial seat cover























































































ITEMS		PAGE #
B1002-BK	 	29
B10101 (2 COLORS)	 	5
B1014-BK	 	32
B1015-BK	 	32
B1016-BK	 	32
B1400-BK	  OVERSIZE	44
B1560	 	26
B1562	 	26
B1563	 	26
B16021	 	37
B1615 (4 COLORS)	 	35
B1616 (4 COLORS)	 	35
B1617 (4 COLORS)	 	35
B16210 (2 COLORS)	 	33
B16215	 	35
B16216	 	35
B16217	 	35
B16223-BK	 	36
B16240 (3 COLORS)	 	34
B16245 (3 COLORS)	 	34
B1635-BK	 	37
B1636-BK	 	37
B1637-BK	 	37
B16400-BK-2	 	45
B1645	 	37
B1646	 	37
B1647	 	37
B16533C (2 COLORS)	 	37
B16700-W-2	 	44
B1680-BK	 	36
B1681-BK	 	36
B1690 (2 COLORS)	 	36
B1690-CS	 	36
B16909-CS	 	43
B1691 (2 COLORS)	 	36
B1691-CS	 	36
B169503-CS	 	43
B1700-W-4	 	44
B1800-CP-2	 	44
B1806P-BK-2	 	44
B205-BK	 	29
B210 (2 COLORS)	 	33
B210V (2 COLORS)		33























































































ITEMS		PAGE #
B220 (4 COLORS)	 	28
B220G-FWT	 	28
B229-BK	 	33
B240 (3 COLORS)	 	34
B245 (3 COLORS)	 	34
B248	 	33
B3035-BK	 	26
B3036-BK	 	26
B3037-BK	 	26
B305	 	32
B306	 	32
B307	 	32
B315 (4 COLORS)	 	31
B316 (4 COLORS)	 	31
B317 (4 COLORS)	 	31
B325 (3 COLORS)	 	31
B326 (3 COLORS)	 	31
B327 (3 COLORS)	 	31
B330 (3 COLORS)	 	29
B330PM (3 COLORS)	 	29
B331 (3 COLORS)	 	29
B430-BK	 	27
B431-BK	 	27
B436C-CP	 	27
B486C-BK	 	30
B489C (2 COLORS)	 	41
B495-BK	 	28
B500-BK	 	28
B516C-GY	 	30
B529 (4 COLORS)		38
B529QBK-BK		38
B566BZ-BGW	 	30
B580	 	22
B586C-WV	 	30
B6022	 	24
B6023	 	24
B6033-HR	 	22
B6044	 	23
B6105	 	25
B6106	 	25
B6115C-CS	 	25
B6116C-CS	 	25
B619		39










































ITEMS		PAGE #
B6215	 	25
B6216	 	25
B6217	 	25
B6223-BK	 	20
B6256-BK	 	23
B629M		39
B6338	 	21
B6338-HR	 	21
B639-BK		39
B6406	 	20
B6409	 	45
B6416 (6 COLORS)	 	20
B6419 (3 COLORS)	 	45
B6456 (2 COLORS)	 	24
B6508	 	21
B6566 (2 COLORS)	 	22
B659-MG		39
B669BK-SG		39
B6706 (2 COLORS)	 	23
B670-BK	 	18
B6716-BK	 	23
B6756-BK	 	24
B6776-BK	 	21
B686	 	8
B6889-BK	 	43
B689	 	40
B6909 (4 COLORS)	 	42
B6909-CS	 	42
B6909R-CS	 	43
B6919	 	42
B696C (4 COLORS)	 	7
B696CRB-GY	 	7
B696DW-SG		7
B699-BK	 	18
B709	 	18
B7101	 	10
B7106	 	10
B726-BB	 	8
B730-BK	 	6
B7301	 	11
B7306	 	11
B7309	 	47
B7401		11













INDEX

ITEMS		PAGE #
B7406	 	11
B7409	 	47
B7501	 	12
B7509	 	40
B7601	 	12
B7641	 	12
B7901	 	11
B7906	 	11
B7909	 	46
B800 (2 COLORS)	 	13
B809 (2 COLORS)	 	41
B8106	 	9
B8109	 	47
B8306-BK	 	9
B8309-BK	 	47
B8376-M	 	8
B8401	 	10
B8551-BK	 	6
B8601	 	10
B8661 (2 COLORS)	 	5
B8701	 	10
B8771P-BN	 	9
B8771S-BK	 	9
B8776P-BN	 	9
B8779P-BN	 	47
B8871 (2 COLORS)	 	6
B8909	 	40
B8991 (2 COLORS)	 	8
B8996-C	 	8
B8999-C	 	40
B905 (2 COLORS)	 	14
B905DW (4 COLORS)	 	13
B906DW-MG	 	14
B9090 (2 COLORS)	 	32
B9090-CS	 	32
B9091 (2 COLORS)	 	32
B9091-CS	 	32
B9331	 	12
B9336	 	12
B9339	 	47
B9471 (4 COLORS)	 	4, 5
B9471-BKW	 	4
B9476 (3 COLORS)	 	5

ITEMS		PAGE #
B9479 (3 COLORS)	 	45
B9501 (2 COLORS)	 	42
B9501-CS	 	42
B9503 (2 COLORS)	 	42
B9503-CS	 	42
B9503R-CS	 	43
B9505-BK	 	42
B9505-CS	 	42
B9519	 	48
B9521 (4 COLORS)	 	48
B9529	 	48
B9530-2	 	46
B9530-4	 	46
B9533C (3 COLORS)	 	27
B9534C-BK	 	27
B9536 (2 COLORS)	 	46
B9539	 	48
B9540 (3 COLORS)	 	15
B9540DW-SG	 	15
B9545 (3 COLORS)	 	15
B9545DW-SG	 	15
B9570 (2 COLORS)	 	46
B9580BK-BK	 	38
B9580DW-SG	 	38
B959 (2 COLORS)	 	41
B9591AM-BK	 	19
B9591AM-BK-500	 	19
B9595AM (2 COLORS)	 	19
B9595AM-BK-400	 	19
B9661-BKW	 	4
B980-CP	 	14
B990-CP	 	16
B991 (3 COLORS)	 	16
B992-BK	 	17
B994-BK	 	17
B996	 	18
BJ01	 	64
B6COV21	 	64
B6COV22	 	64
B6COVER01-BK	 	64
B6COVER04-RD	 	64
B6COVER08-DG	 	64
B6COVER09-NV	 	64

ITEMS		PAGE #
B6COVER10-PR	 	64
B6COVER11-LG	 	64
B6COVER15-GN	 	64
D100	 	44
N101 (4 COLORS)	 	57
N102 (4 COLORS)	 	57
N103 (4 COLORS)	 	57
N104 (4 COLORS)	 	57
N108 (5 COLORS)	 	60
N111 (4 COLORS)	 	58
N112 (4 COLORS)	 	60
N113 (4 COLORS)	 	60
N114 (4 COLORS)	 	60
N123 (4 COLORS)	 	62
N127 (4 COLORS)	 	62
N135 (4 COLORS)	 	62
N136 (4 COLORS)	 	62
N137 (4 COLORS)	 	62
N140 (4 COLORS)	 	59
N140SGD	 	59
N143 (4 COLORS)	 	58
N144 (4 COLORS)	 	59
N144SGD	 	59
N145 (4 COLORS)	 	58
N147 (4 COLORS)	 	57
N149 (4 COLORS)	 	60
N153 (4 COLORS)	 	59
N158 (4 COLORS)	 	59
N166 (4 COLORS)	 	60
N168 (4 COLORS)	 	61
N169 (4 COLORS)	 	61
N170 (4 COLORS)	 	58
N176 (4 COLORS)	 	60
N180 (5 COLORS)	 	61
N185 (4 COLORS)	 	59
N189 (4 COLORS)	 	57
N191 (4 COLORS)	 	58
N192 (4 COLORS)	 	58
N196 (4 COLORS)	 	58
N197 (4 COLORS)	 	58
N200 (5 COLORS)	 	59
N30 (2 COLORS)	 	62
N339 (2 COLORS)	 	59

ITEMS		PAGE #
NFT3624H (2 COLORS)		62
NFT4824H (2 COLORS)		62
NFT6024H (2 COLORS)		62
N6CT-M		39
N6ST-M		39
S101 (2 COLORS)		51
S102 (2 COLORS)		51
S103		51
S104		51
S105		51
S106		51, 52
S107		51, 52
S108		52
S109		51
S110 (2 COLORS)		51
S111		51
S112		51
S201 (2 COLORS)		52
S202 (2 COLORS)		52
S203 (2 COLORS)		52
S204		52
S205		52
S206		52
S207		52
S208		52
S209		52
S301		53
S302		53
S303		53
S304		53
S305		53
S307		53
S308		53
S309		53
S310		53
S311		53
S312		53
S315		53
S316		53
S401 (2 COLORS)		54
S402		54
S403		54

ITEMS		PAGE #
S501		55
S502		55
S503 (2 COLORS)		55
S504 (2 COLORS)		55
S505		55
S506		55
S507		55
S508-GY		54
S601 (2 COLORS)		54
S602		54
S701		53
SOT-4SW		53

ICON INDEX



**Ships UPS/FEDEX
Ground**



Ships Oversized



Ships LTL



MAS Green Certified

BOSS
Office Products®
*Presidential
Seating*

A NORSTAR Company

A NORSTAR Company

NORSTAR OFFICE PRODUCTS SALES POLICIES

ORDERING:

- **No minimum order** is ever required by Norstar Office Products.
- All purchase orders and cancellations must be issued IN WRITING and faxed, mailed, entered online or e-mailed to Norstar Office Products. Customer cancellations must be confirmed IN WRITING to Norstar.
Norstar will cancel orders remaining open in excess of 10 days from date of PO receipt or from customer required ship date, unless otherwise noted.
- All orders for items that are in stock will be expedited/shipped within a 48 hour period upon receipt of a confirmed purchase order in writing.
- If any item in your purchase order is not in stock, you will be notified. Upon notification, you will have the following three options to choose from in regard to your order:
 1. Ship the items that are available now and back order the out of stock items. (Split-shipment)
 2. Hold the order until all items are in stock and then ship the entire order complete. (Hold and Consolidate)
 3. Ship the items that are available now and cancel the order for items not in stock.

TERMS OF SALE:

- All dealers may choose to apply for credit terms with Norstar Office Products by completing our credit application. Upon approval of the credit application, net 30 days terms will be extended to you along with a pre-set maximum credit limit. There is an automatic late penalty fee of \$24 for any invoice that is not paid within 30 days from the date of our invoice. In addition, past due accounts are subject to a finance charge of 1.5% per month, which is 18% annually. Any check returned for insufficient funds will be assessed a \$25 fee.
- For clients with no credit account with Norstar, full payment in advance will be required for all orders. Payment must be received within 48 hours to retain available inventory.
- Norstar Office Products reserves the right to adjust pricing at any time.

SHIPPING INFORMATION: F.O.B. Factory

- NORSTAR Office Products' responsibility ceases and title of goods is passed to the customer when a shipment is accepted for transportation by any carrier from our factory/warehouse (Commerce or Atlanta). Carrier routing will be established by Norstar Office Products if it is not otherwise indicated on Client's purchase order.
- The customer is responsible for any applicable fee's associated with address corrections made after the product has left our facility.
- All freight charges for shipments will be added to the Norstar invoice and billed to the customer unless otherwise instructed on the purchase order.
- Customers do have the option to designate their own Carrier and make payment for freight charges directly to their Carrier. In such cases, the instructions for shipping must be stated clearly on the purchase orders and a \$4.00 per carton S&H fee will be billed as a separate line item on your invoice.
- For 3rd Party Shipments, if any shipment is received damaged, please note the damage on the Carrier freight bill at the time of acceptance and immediately file a claim for appropriate damages with the Carrier. Any concealed damages must be reported to the transportation company within 15 days from the date of delivery. All damaged merchandise claims must be filed directly with the delivering Carrier.
- Shipping quotes are valid only until expiration date.
- Will call orders will be held for 24 hours maximum.

RETURN POLICY:

If you are not satisfied with your merchandise, or if you find that it is defective or damaged, it may be returned or exchanged within 30 days of the original purchase date from Norstar with proof of purchase.

- After 30 days, Norstar will replace the defective or damaged parts and components based on the guidelines within the limited warranty.
- A Return Merchandise Authorization (RMA) number must be obtained to process the return and is valid for 30 days from date issued and must be included with the returned product.
- Merchandise returned free of defects or damages must be returned in its original packaging and in re-saleable condition. Customer must return the merchandise freight prepaid to Norstar's designated location. Norstar will not refund to customer the original shipping charges. In addition, Norstar can assess up to a 25% restocking fee against the Customer's account on all non-defective returns for refund/exchange.
- Credit for the full cost minus shipping and processing fees, where applicable, will be issued to customers upon receipt of the returned merchandise.
- Damages due to freight carrier mishandling and/or concealed damage, must be reported within 5 days of receipt of product. Credit for damaged merchandise will be issued to customers upon resolution of the claim to the freight carrier on behalf of the customer.
- Damages done when shipping 3rd party are not covered in this return policy. Customer will be responsible for any claims that need to be filed with the 3rd party carrier, both Trucking and Fed Ex/UPS.

PRODUCT POLICY:

- All products are subject to change. Measurements and finishes are subject to slight variations.

NORSTAR OFFICE PRODUCTS SIX-YEAR LIMITED WARRANTY FOR CHAIRS

NORSTAR Office Products wants you to be happy with our products. When used and maintained properly, they will provide you with years of satisfaction.

NORSTAR chairs are warranted against manufacturing defects in material and workmanship for six years from the ORIGINAL DATE OF RETAIL PURCHASE with the following exceptions: Upholstery materials, foam, gas cylinders, wood components and control mechanisms. Upholstery materials and foam are warranted against unusual wear or deterioration and gas cylinders, wood components, and controls against structural failure or unusual wear for TWENTY-FOUR months.

The warranty obligation is limited to the replacement or repair, at NORSTAR OFFICE PRODUCTS' option, of defective parts and components. The warranty of this product is null and void if the product is subject to negligence, abuse, misuse, modification, accident, or if the customer does not perform the necessary maintenance outlined below. The warranty is only applied to the original retail purchaser of the product and will not be honored if the product is resold. All warranties are for normal usage defined as a 40 hour workweek by persons weighing 275 lbs or less. Exceptions are the model B205 that is limited to 150 lbs. The B709 which is limited to 350 lbs. The B990, B991, B992, B994, B996M, B9595AM-BK-400 and B699-BK which are limited to 400 pounds. The B670, B9591, B9595 and BR99801 which are limited to 300 lbs and the B9591AM-BK-500 which is limited to 500 lbs.

Should any component be found to be defective under normal single shift usage (eight hours a day), that component will be replaced free of charge. In order to get the replacement part, please return the product or part to the dealer from whom it was purchased. The dealer will send the defective part to the manufacturer, freight prepaid. The manufacturer will replace the defective parts and send them to the dealer, freight prepaid. The manufacture is not responsible for labor and/or redelivery charges. Customers must be responsible for maintenance of this product including assembly, cleaning, and making sure all hardware is securely fastened.

This warranty applies only to the product; the manufacturer is not responsible in any way for loss, inconvenience or any other special or consequential damages. This warranty is the only warranty applicable on all Norstar products. All other warranties, expressed or implied prior, are disclaimed.

NORSTAR OFFICE PRODUCTS ONE-YEAR LIMITED WARRANTY FOR CASEGOODS AND SLIP COVERS

The pricing contained herein reflects standard freight through port of entry, and from Norstar Office Products warehouses. All pricing is FOB our facility. Norstar Office Products reserves the right to proportionally implement on a per unit basis, any port surcharges, including congestion and peak season charges as applied by ocean freight lines. Additionally, we reserve the right to pass along proportionally any port fees and or charges implemented by any port of entry or government agency.

The information, images and related materials in this catalog are the valuable and exclusive property of Norstar Office Products, Inc. Norstar reserves all patent, copyright and other proprietary rights to all information and images in this catalog and the use or reproduction of its contents or portions thereof without prior written approval of Norstar is strictly prohibited. In addition, the information in this catalog is subject to change at any time without notice.