

OFFICE FURNITURE
WAREHOUSE
NEW & USED OFFICE FURNITURE

SUNLINE®



PANEL SYSTEMS • OFFICES • SEATING • PRIVACY BOOTHS • ACCESSORIES





- PANEL SYSTEMS
- OFFICES
- SEATING
- PRIVACY BOOTHS
- ACCESSORIES

TABLE OF CONTENTS

Table of Contents	2
Footprint & Height Options	3
41" High Signature Sliding Cubicles	4
53" High Signature Sliding Cubicles	5
65" High Signature Sliding Cubicles	6
83" High Signature Sliding Cubicles	7
65" - 41" Signature Drop-Down Cubicles	8
Signature Call Centers	9
Signature Teamwork Stations	10
Sunline® Select Cubicles	11
Sit-Stand Electric Desks	12
Additional Upgrades: <i>Storage, monitor arms, and more</i>	13
Ergo Seating	15
Synergy Demountable Glass Walls	16
Privacy Booths	17
Floor Planning Design Services	18
Contact Us	19



See how easy the system is to build!



REVOLUTIONARY OFFICE SOLUTIONS

SUNLINE®

The **Sunline® Signature Sliding Cubicle** system is now available in the US and Canada exclusively through Sunline Office.

These unique, modern, cost-effective workstations can be configured in thousands of combinations for style, comfort, collaboration, and privacy.

It's the easiest cubicle in the world to assemble – or disassemble and reconfigure when it's time for a change. Glass and fabric wall panels simply slide in and out of place. Cubes go up in less than half the time as normal cubicles with no special installation skills required!

The flexibility and long-term value is so outstanding, your company will never need to look for another cubicle system again.

Slide into Sunline® to brighten your office space and your staff!

FOOTPRINT OPTIONS: *(as shown below and dozens more)*



4' x 2'



6' x 6'



6' x 8'



8' x 8'

FABRIC OPTIONS: *(as shown below and dozens more)*



WORK SURFACE OPTIONS: *(as shown below and dozens more)*



HEIGHT OPTIONS:

41"
High



53"
High



65"
High



83"
High



High/Low
Drop-Down



41"

LOWEST HEIGHT CUBICLES

HIGH

41" high cubicles promote collaboration and visibility with just one layer of wall panels above the work surface. Perfect for team environments!

SKU: 1030



6' x 6'

SKU: 1000



5' x 5'

SKU: 1060



6' x 8'

SKU: 1090



8' x 8'

EASIEST CUBICLES IN THE WORLD TO ASSEMBLE!

- Sunline® Signature stations go up or come down in less than half the time as regular cubicles with no special installation skills required!
- As with all configurations of the Sunline® Signature Sliding Series, no tools are required to build the walls – only some screws to secure the work surface to the cubicle wall!

ADDITIONAL UPGRADES

(sold separately)

- ▶ monitor arms
- ▶ magnetic white boards
- ▶ overhead cabinets
- ▶ wardrobes
- ▶ below surface storage
- ▶ shelves
- ▶ sit-stand desks
- ▶ doors

FOOTPRINTS*

4'x2'

5'x2', 5'x5'

6'x5', 6'x6'

7'x6', 7'x7'

8'x6', 8'x8', 8'x10'

10'x10', 10'x12'

*any size custom footprint available upon request

53" high cubicles blend privacy and collaboration with two layers of wall panels above the work surface. Noise is dampened, but open enough to communicate with your neighbor if desired. Easily switch out the top layer of glass to fabric, or vice versa.

SKU: 1010



5' x 5'

SKU: 1040



6' X 6'

SKU: 1070



6' x 8'

SKU: 1100




8' x 8'

- Custom Pantone colors available
- Choose clear or frosted glass panels
- Sturdy fabric panels feature a honeycomb core inside to trap and absorb sound

FABRIC AND GLASS OPTIONS

* Upcharge for these colors



Clear Glass

Frosted Glass

+20 Special Order Fabric Colors*




Warm White
Standard / In Stock

WORK SURFACE OPTIONS

+10 Special Order Surface Options*

* Upcharge for these colors



65"

STANDING-HEIGHT CUBICLES

HIGH

65" high cubicles are designed for extra privacy with abundant storage options. This configuration is great for creating personal space and blocking noise.

SKU: 1050



6' x 6'

- Locking overhead cabinets are an excellent storage option that protect many items, while keeping the main work area clear
- Below-the-surface cabinets are a great option for stationary, loose items, and files
- High quality, anodized aluminum connector posts are built to last for many years

ADDITIONAL UPGRADES

(sold separately)

- ▶ monitor arms
- ▶ magnetic white boards
- ▶ overhead cabinets
- ▶ wardrobes
- ▶ below surface storage
- ▶ shelves
- ▶ sit-stand desks
- ▶ doors

FOOTPRINTS*

4'x2'

5'x2', 5'x5'

6'x5', 6'x6'

7'x6', 7'x7'

8'x6', 8'x8', 8'x10'

10'x10', 10'x12'

*any size custom footprint available upon request

SKU: 1020



5' x 5'

SKU: 1080



6' x 8'

SKU: 1110

*shown with sliding door upgrade



8' x 8'

83" high cubicles are designed with maximum privacy in mind. This configuration is a great option for managers and department heads who feel they need a bit more privacy when conducting meetings.

SKU: 1470

*shown with swinging door upgrade



ADDITIONAL UPGRADES

(sold separately)

- ▶ monitor arms
- ▶ magnetic white boards
- ▶ overhead cabinets
- ▶ wardrobes
- ▶ below surface storage
- ▶ shelves
- ▶ sit-stand desks
- ▶ doors

FOOTPRINTS*

8'x10', 8'x12'

10'x10', 10'x12'

12'x12'

*any size custom footprint available upon request



9' x 12'

- Switch from fabric to glass for more openness if desired, or vice versa for more privacy
- Locking overhead cabinets are an excellent storage option that protect many items, while keeping the main work area clear
- Add a door for maximum privacy

See how easy the system is to build!



▶ SCAN ME



Panels slide into place



65"/41"

DROP-DOWN CUBICLES

HIGH/LOW

High-Low "drop-down" cubicles are a great compromise for benefiting from the best of both privacy and visibility worlds in one workstation.

** available in all footprints*

SKU: 1420



65" Drop-Down to 41" – 6' x 6'

SKU: 1430



65" Drop-Down to 53" – 6' x 8

SKU: 1440



65" Drop-Down to 53" and 41" – 6' x 8

SKU: 1400



65" Drop-Down to 53" – 6' x 6'

FABRIC AND GLASS OPTIONS

** Upcharge for these colors*



Panel Fabric:
BY20 Light Grey

Panel Fabric:
BY22 Charcoal

Panel Fabric:
BY25 Blue

Panel Fabric:
*BY01 Orange

Panel Fabric:
*BY-Red

Panel Fabric:
*BY-On Green

Clear Glass

Frosted Glass

+20 Special Order Fabric Colors*



Warm White
Standard / In Stock

WORK SURFACE OPTIONS

** Upcharge for these colors*

+10 Special Order Surface Options*



SUNLINE®

CALL CENTERS

MAXIMIZE SEATING

Sunline® Signature Call Centers look amazing, assemble quickly, last long, and are affordable!
Buy in straight runs or clusters of 4, 6, 8, 10, and more for the best value and most effective use of space.

SKU: 900



4' x 2' - 41" High

SKU: 930



5' x 2' - 53" High

SKU: 920



5' x 2' - 41" High

*See how easy the
system is to build!*



TEAMWORK STATIONS

BOOMERANG PODS AND QUADS

Sunline® Signature Boomerang Pods and Quads are made for teams of 3, 4, 6, 8, or 9. With so many shared panels, this design will save significant space and money!

SKU: 1520



3 Seat - 5' Long, 53" High

SKU: 1510



Quad Pack - 5' x 5', 41" High

SKU: 1530



6 Seat - 5' Long, 41" High

FABRIC AND GLASS OPTIONS

* Upcharge for these colors



Panel Fabric: BY20 Light Grey Panel Fabric: BY22 Charcoal Panel Fabric: BY25 Blue Panel Fabric: *BY01 Orange Panel Fabric: *BY-Red Panel Fabric: *BY-On Green

Clear Glass

Frosted Glass

+20 Special Order Fabric Colors*




Warm White
Standard / In Stock

WORK SURFACE OPTIONS

* Upcharge for these colors

+10 Special Order Surface Options*



SUNLINE SELECT CUBICLES

SELECT SERIES CUBICLES

A cost-effective alternative to the Sunline® Signature Sliding Cubicle, Sunline® Select offers a similar amount of flexibility with their stylish and sleek cubicle option.

SKU: 140



4' x 2' - 53" High

** available in more footprints*

SKU: 1220



6' x 8' - 65" High

SKU: 2000



6' x 6' - 53" High

SKU: 1230



8' x 8' - 65" High

SIT-STAND ELECTRIC DESKS

Adjustable height standing desks prevent the everyday back, neck, and leg pains of a normal desk. People were not meant to sit for 8 hours a day! Just think – the ability to sit or stand while working at a desk with the push of a button!

People were not meant to sit for 8 hours a day!

FEATURES:

- ▶ Various depths and widths to support surfaces of all shapes and sizes
(24' x 66' shown)
- ▶ Electronic controls to adjust the height
- ▶ Optional plexiglass divider panels in different colors
- ▶ Multiple colors for the base
- ▶ Three-stage dual motor



SKU: 590



ADDITIONAL UPGRADES

STORAGE, SHELVES, MONITOR ARMS, WHITEBOARDS, DOORS & MORE

Sunline® offers great storage and convenience options for your workspace, including styles for both Sunline® Signature Sliding Cubicles and Sunline® Select Cubicles.

UNIVERSAL ACCESSORIES

These accessories work for both Sunline® Signature Sliding Cubicles and Sunline® Select Cubicles.

Box/Box File Cabinet

supports work surface

SKU: 510



File/File Cabinet

w/o cushion top

SKU: 520



Mobile File Cabinet

w/ cushion top for seating

SKU: 530



Wardrobe Cabinet

SKU: 520



2-Drawer Lateral File

supports work surface

SKU: 545



Dual Monitor Arms

clamps onto any surface

SKU: 580



Overhead Task Light

attaches to overhead storage

SKU: 565



SUNLINE® SELECT ACCESSORIES

These accessories work for our Sunline® Select Cubicles.

Overhead Storage Cabinet

SKU: 555



Shelf

SKU: 556



ADDITIONAL UPGRADES

SUNLINE® SIGNATURE ACCESSORIES

These accessories work for our Sunline® Signature series.

Magnetic Dry Erase Whiteboard

SKU: 560



Hanging Box/Drawer

SKU: 525



Hanging Shelf

clips into any wall panel

SKU: 570



Double Dry Erase Whiteboard

SKU: 595



Overhead Storage Cabinet

locking cabinet with roll-up door

SKU: 550



BENEFITS OF CUBICLE ACCESSORIES

Sunline® offers office accessories to bring some pizzazz to your company's workspace.

There are two key benefits to office cubicle accessories:

- **Reduces clutter**
- **Adds personalization**

Help employees personalize their cubicles with magnetic whiteboards that hold their favorite inspirational quotes and personal photos.

83" Swinging Door

framed/pre-hung

SKU: 505



65" Frosted Sliding Door

SKU: 500



ERGO SEATING

ERGONIMIC SEATING OPTIONS

Sunline® offers four top-of-the-line Ergo chairs to complete your workspace design – including the super popular Ergo Plus memory foam chair.

SKU: 105



Ergo Plus

SKU: 250



Ergo Sled-based



SKU: 300



Ergo Classic

SKU: 200



Ergo Nesting

SYNERGY DEMOUNTABLE GLASS WALLS

SYNERGY GLASS WALL SERIES

Attractive and practical, floor-to-ceiling offices have increased in popularity since the rise of coronavirus cases across the world. These fully enclosed structures allow team members to safely work in the office and practice social distancing throughout the day.

FLOOR-TO-CEILING DEMOUNTABLE WALL OPTIONS

Sunline® Synergy offers two main types of floor-to-ceiling glass wall options.

► High wall glass offices (500 series):

Constructed from single panes of glass, this type of floor-to-ceiling office can be outfitted with a door for additional privacy if desired. The glass is easy to keep clean, making it simple to follow CDC sanitization guidelines. All high wall glass office systems can be custom-made to order, ensuring that you get the perfect fit every time.

► High glass wall enclosures (800 series):

Preferred for conference rooms and call centers, these double- or single-paned high glass walls go from floor to ceiling and can provide a noise-reduced space for several people. Like all fully-enclosed floor-to-ceiling workstations, they can be disinfected inside and outside using an appropriate solution. We make each high-glass wall enclosure to order depending upon client specifications.

BENEFITS OF FLOOR-TO-CEILING DEMOUNTABLE WALLS

- They make social distancing intuitive.
- They reduce noise and increase privacy.
- They provide an affordable, streamlined way to get the feel and function of traditional offices.
- They give employees peace of mind about returning to the office.

SKU: 1272



Demountable Glass Walls 500 Series

SKU: 1271



Demountable Glass Walls 800 Series

PRIVACY BOOTHS

CUSTOMIZABLE SOUNDPROOF PRIVACY BOOTHS

Our privacy booths provide a private and comfortable place to do your most creative work. If you're looking for a soundproof booth that can help create a quieter environment in your office, our privacy booths are a great option. With an acoustic index of STC 30dB (± 5 dB) and RT0.25s (± 0.1 s), these booths can help reduce distractions and noise levels, making it easier for employees to concentrate on their work.

BENEFITS OF PRIVACY BOOTHS

Sunline® offers privacy booths that you can customize to fit your office needs.

With different colors and designs to choose from, our pod furniture is stylish and comfortable, so you can relax in your private space.

Some benefits of our privacy booths include:

- ▶ **Specially optimized sound insulation, STC 30dB (± 5 dB) & RT0.25s (± 0.1 s)**
- ▶ **Quiet, spacious, and peaceful environment**
- ▶ **Increased productivity and focus**
- ▶ **Stylish designs to match your company aesthetic**
- ▶ **Soundproof booths are made of aerospace grade aluminum, carbon composite panels, and tempered glass used for compartment of subway trains, so you can be sure it's built to last**
- ▶ **Available in four sizes, including:**
 - 1 person (S)
 - 1-2 person (M)
 - 2-4 person (L)
 - 4-6 person (XL)

SKU: 6000

Large Privacy Booth



** available in more colors*



Sound Insulation

In our designing process, we fully utilize acoustic simulation software such as INSUL MARSHALL ACOUSTIC to iterate and obtain optimal acoustic performance.

Our booth is consistent with the standard of environmental rating Design value: Rw+Ctr 30 dB (+5 dB) and RT0.75 s (± 0.1 s).



Ventilation

Low noise air ventilation system with maze-like internal layout to ensure necessary air circulation in three minutes, while preserving soundproofing attributes of the booth.



Lighting

Equipped with 4000 K daylight color temperature LED lighting system (150 LX), it would satisfy the needs of normal activities. In the event of additional power requirements, a backup power supply is readily installed inside the booth.



Power

Our booth is equipped with 12 V-USB power supply and power rated for 100-220V/50HZ, complying with common equipment requirements.

FLOOR PLANNING

DESIGN SERVICES

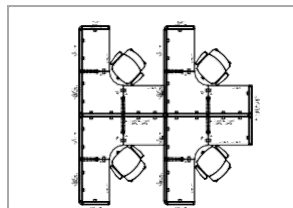
A specialized Sunline® space planner will work with your authorized dealer to create the most optimized floor plan for your office space that will save you money while satisfying your design goals.



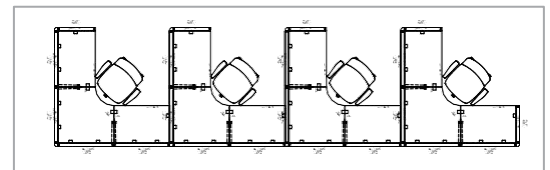
Let us show you why Sunline® is the easiest system in the world to assemble, disassemble, and reconfigure. Never look for another office furniture system.

FLOOR PLANNING SERVICES

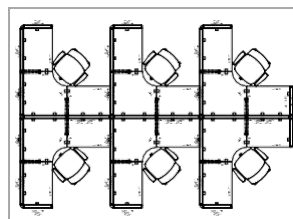
We offer complimentary professional floor planning services. Following a short phone call with your authorized Sunline dealer to discuss your needs, your blank floor plan will be transformed into a fully furnished design, optimizing your office space with your desired furniture options. This detailed floor plan will be used by your dealer to create your quote and complete your installation and can usually be turned around within 24-72 hours, depending on project scope.



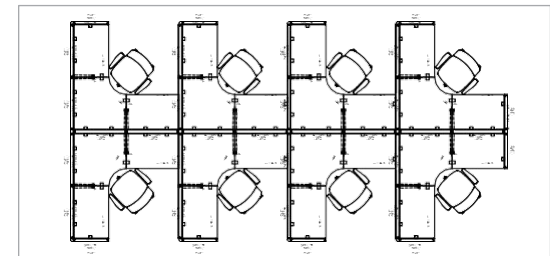
4 Pack



Row of 4



6 Pack



8 Pack

CONTACT

- **Contact us today to learn more about Sunline®**
- **Send us your floorplan so we can give you an optimized complimentary floor plan design**
- **Get a free quote within 24-hours**
- **Financing options available – please inquire**



HEADQUARTERS & SHOWROOM:

117 2nd Street Tupelo, MS 38801

HOURS:

- M–F 9:00 am – 5:00 pm CST
- Weekends by appointment
- 24/7 Sales Availability Online or by Chat
- Call us anytime to discuss your furniture needs!



EMAIL: sales@officefurniture Tupelo.com

PHONE: 662-566-2439

WEB: OfficeFurnitureTupelo.com

OFFICE FURNITURE
WAREHOUSE
NEW & USED OFFICE FURNITURE

SUNLINE®



IT'S
SUNLINE[®]
TIME!